



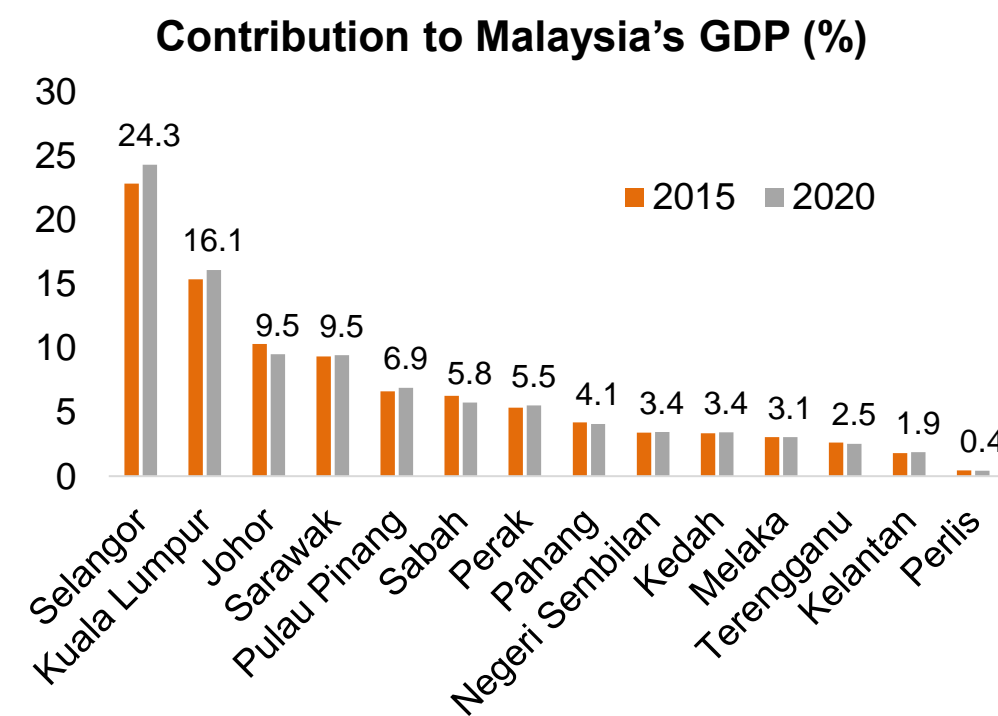
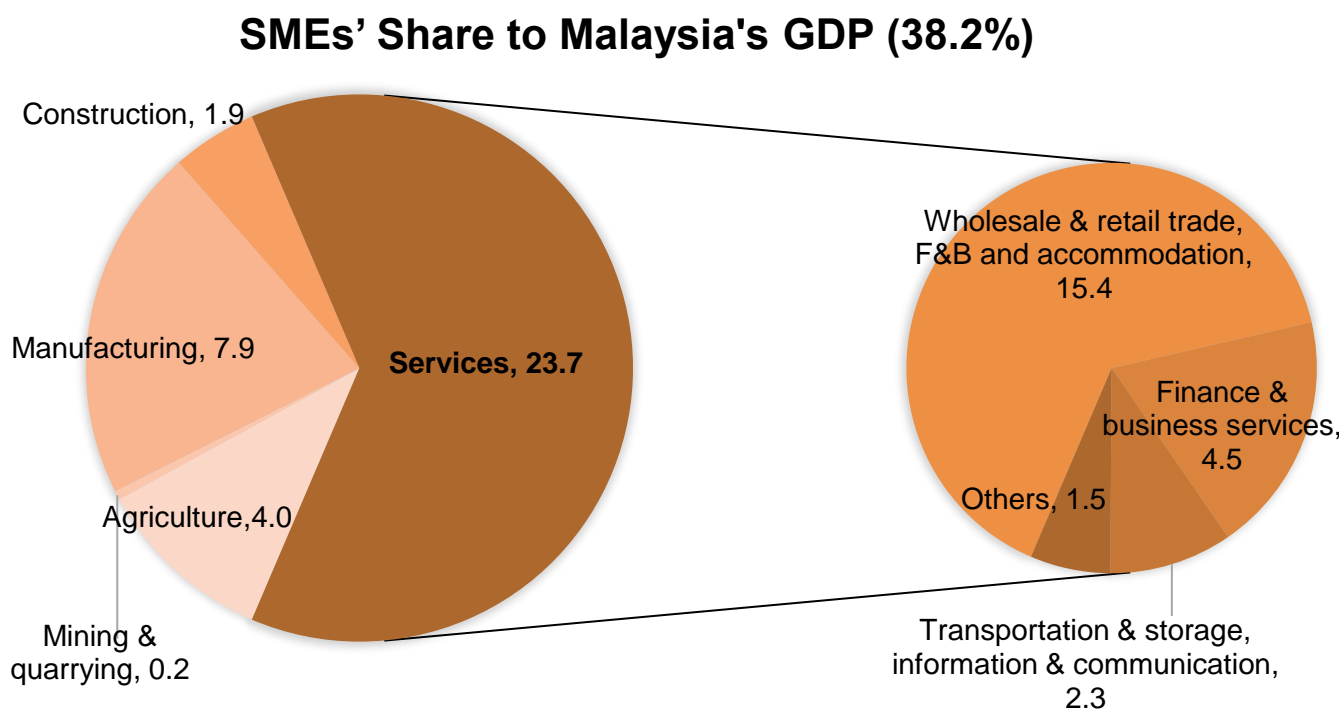
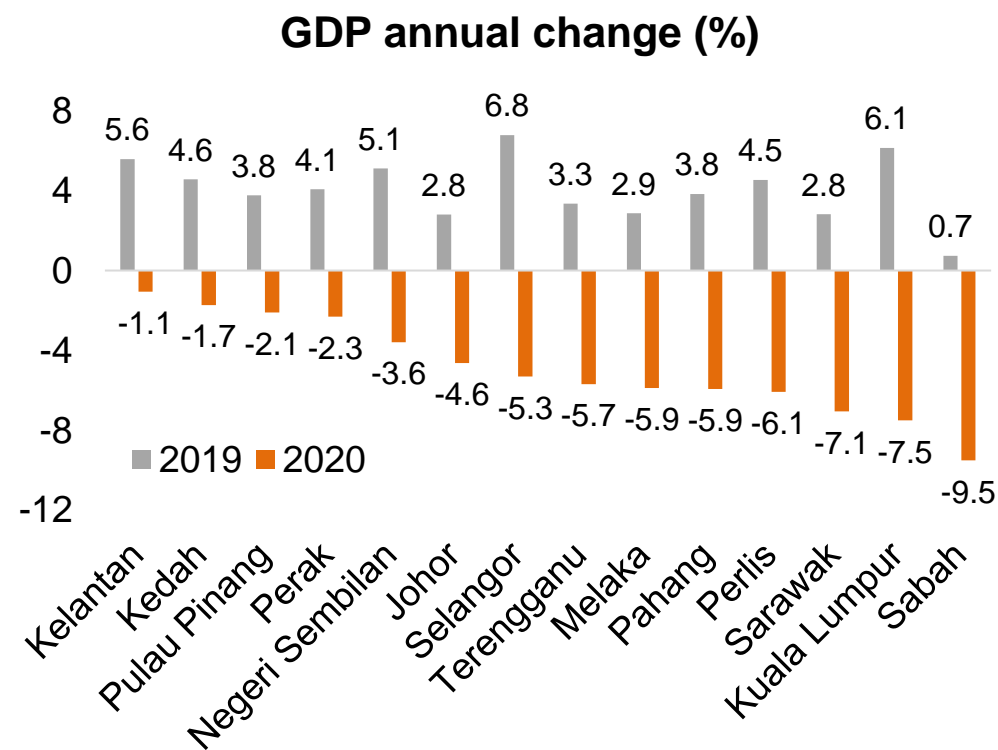
Economic/Thematic Research: MALAYSIAN STATES' ANALYSIS 2020 GDP & SME PROFILE

Prepared by:
Lynette Lee
Toh Wei Liang

SMEBank-SCEA@smebank.com.my
(603) 2615 2020



The pandemic has scarred States and SMEs' GDP



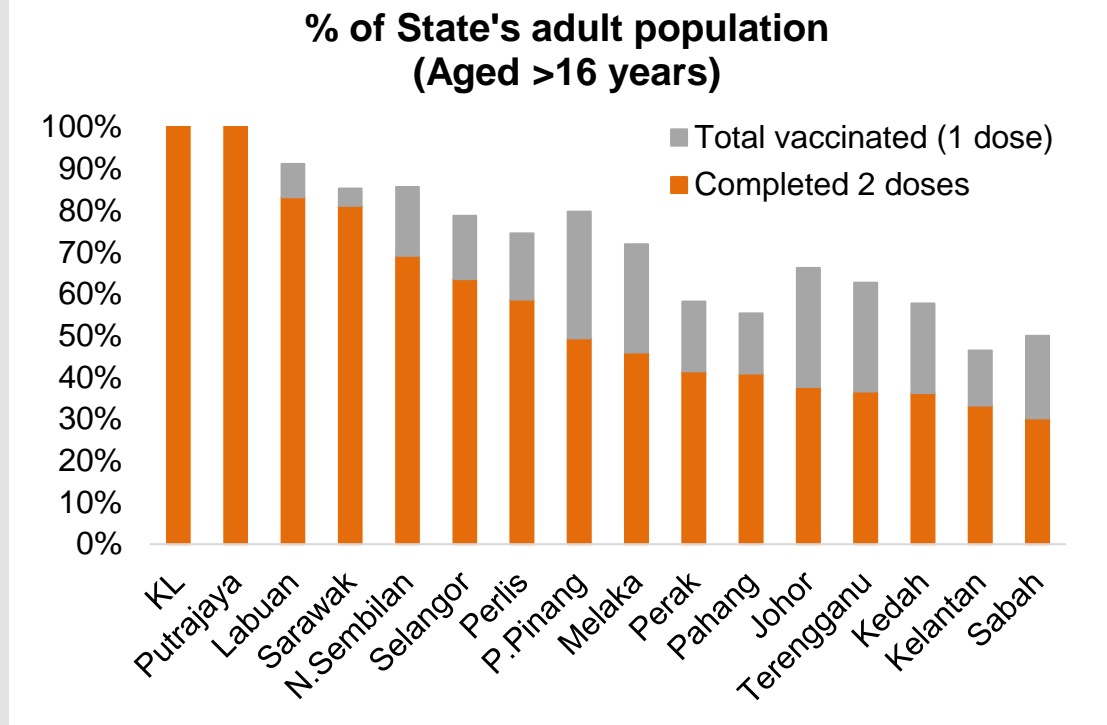
- All states' GDP contracted in 2020, the worst being Sabah (-9.5%). Nonetheless, these 6 states (Selangor, KL, Johor, Sarawak, Penang and Sabah) are important to Malaysia's economy, contributing **>70% of national GDP**. These states also account for **~65% of SME establishments** in the country.
- SME activities have consistently make up **more than a third of Malaysia's GDP**. In 2020, SMEs' GDP stood at **RM513 bil or 38.2% of national GDP** (2019: RM554 bil or 38.9%).
- By industry, **services sector** was the **largest contributor to SMEs' GDP at 62%**, followed by manufacturing (21%), agriculture (11%), construction (5%) and mining & quarrying (0.5%).

List of States	Phase 1	Phase 2	Phase 3	Phase 4
Kedah	✓			
Johor		✓		
W.P. KL		✓		
W.P. Putrajaya		✓		
Selangor		✓		
Melaka		✓		
Pulau Pinang		✓		
Perak		✓		
Terengganu		✓		
Kelantan		✓		
Sabah		✓		
Pahang			✓	
Sarawak			✓	
Perlis			✓	
Negeri Sembilan				✓
W.P. Labuan				✓

As at 30 September 2021

Recovery hinges on vaccines; loosen SOPs may partially support F&B and tourism sectors

- As most SMEs operate in the **services industry**, 49% of them are at risk of failing by Oct 2021 if they are not allowed to operate.
- As such, **some restrictions were recently eased for fully vaccinated individuals even in Phase 1 states**, to support the revival of economic activities. The relaxation is expected to **buoy the F&B and tourism sectors** that have seen their operation disrupted since June 2021.
- As at 26th August 2021, **Labuan is the first to transition into Phase 4** of the National Recovery Plan where all economic sectors are allowed to operate, with 100% workforce with SOPs. Social activities can also be conducted at a 50% capacity, with social distancing measures.
- Given that most states are targeted to be **fully vaccinated by mid-Oct 2021**, economic activities are expected to resume gradually over the coming weeks.



Selective list of Relaxed SOPs for the Fully Vaccinated

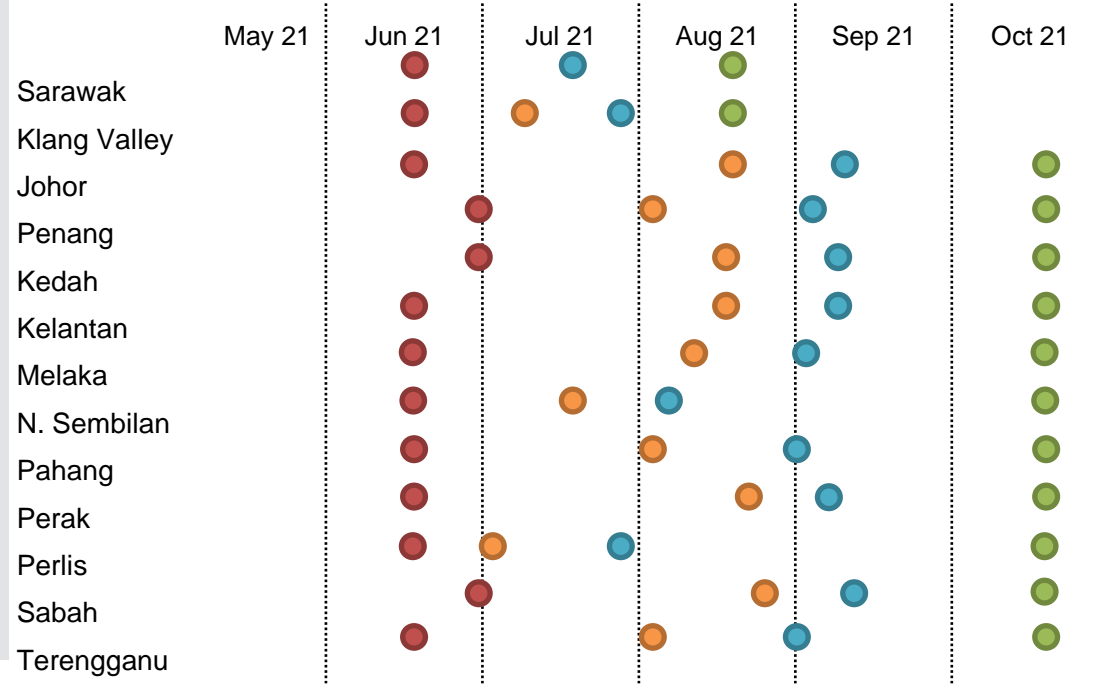
Phase 2 and Phase 3 states under the NRP

- Inter-district and interstate travel is allowed for long-distance married couples and parents who wish to meet children below 18y/o.
- Dine-in is allowed at restaurants and F&B outlets.
- Camping and picnics are allowed with strict SOP compliance.
- Night markets and weekend markets are allowed to operate.
- Tourism activities such as staycations at homestays and hotels within the same state are allowed.

Phase 1 states under the NRP

- Dine-in is allowed at restaurants and F&B outlets.
- Night markets and weekend markets are allowed to operate.

Vaccination timeline for eligible population by states



- 10% fully vaccinated
- 40% fully vaccinated
- 60% fully vaccinated
- 100% fully vaccinated



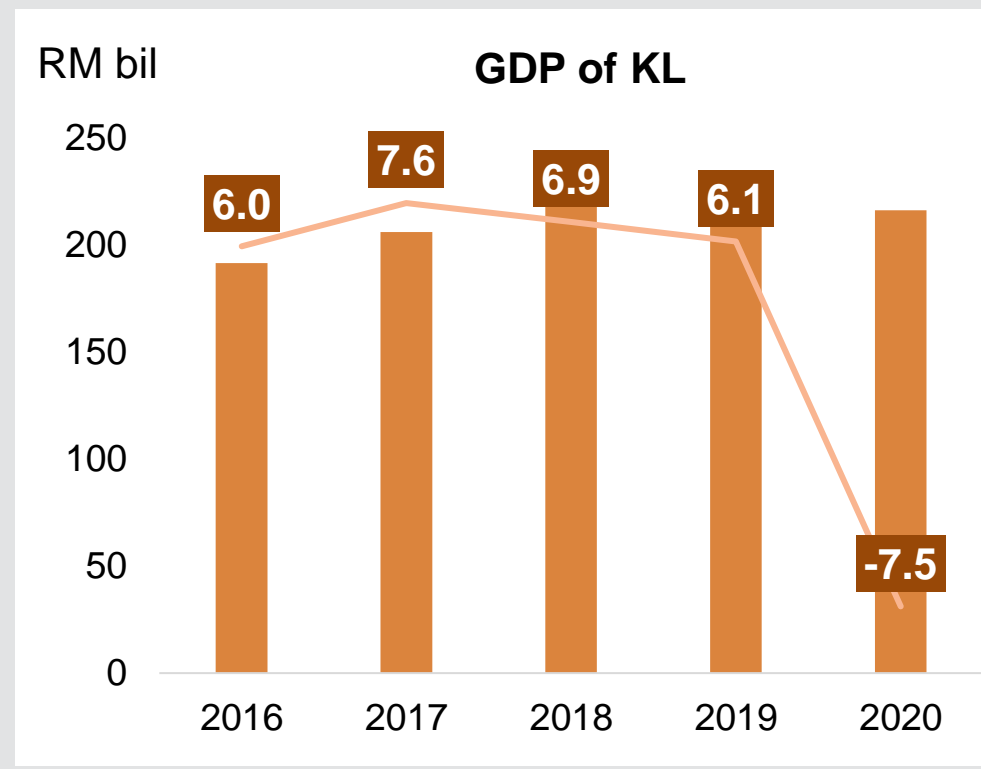

KEMENTERIAN PEMBANGUNAN USAHAWAN DAN KOPERASI
MINISTRY OF ENTREPRENEUR DEVELOPMENT AND COOPERATIVES



Stimulus packages from state governments since the beginning of the health crisis

States	Packages	RM mil	% State GDP	States	Packages	RM mil	% State GDP			
Kedah	Economic stimulus package	21.0	0.08	Selangor	Pakej Selangor Prihatin 1.0	127.8	2.02			
	Covid-19 package	2.9			Pakej Selangor Prihatin 2.0	272.5				
	Pakej bantuan rakyat Kedah	7.4			Pakej Selangor Prihatin 3.0	5,585.0				
Penang	Pakej Bantuan Rakyat Pulau Pinang 1.0	75.0	Pakej Kita Selangor 1.0		73.9					
	Pakej Bantuan Rakyat Pulau Pinang 2.0	76.0	Pakej Kita Selangor 2.0		551.6					
	Additional allocation under 2.0	4.5	0.19	N Sembilan	Pakej bantuan rakyat 1.0	3.0	0.06			
	Pakej Bantuan Rakyat Pulau Pinang 3.0	20.0	Pakej bantuan rakyat 2.0		13.7					
Pakej Bantuan Rakyat Pulau Pinang 3.1	8.4	Special Covid-19 aid	10.0							
Perak	1st phase of the Perak Economic Stimulus Package	30.4	0.19	Tourism industry's one-off cash aid	1.7	Melaka	Special incentives	6.5	0.45	
	2nd phase of the Perak Economic Stimulus Package	71.2		Pakej Rangsangan Ekonomi Melakaku Maju Jaya 2021	174.5					
	4th phase of the Perak Economic Stimulus Package	9.0		Pakej Rangsangan Ekonomi Ihsan Johor 1.0	167.3		Johor	Pakej Rangsangan Ekonomi Ihsan Johor 2.0	109.5	1.28
	Perak Sejahtera Economic Stimulus Package (PRE) 2021	19.5		Pakej Rangsangan Ekonomi Ihsan Johor 3.0	241.0					
	Additional funding to PRE 2021	6.2		Additional allocation under Ihsan 3.0	4.15					
Pahang	Special financial aid	15.0	0.08	Sabah	Sabah Covid-19 Stimulus Package	670.0	1.37			
	Cash initiatives	10.0			Sabah New Deal	240.0				
	Bantuan Prihatin Pahang Covid-19 1.0	7.8			Bantuan Sabah Prihatin 3.0	154.8				
Terengganu	Bantuan Prihatin Pahang Covid-19 2.0	9.3	0.22	Sarawak	Bantuan Khas Sarawakku Sayang 1.0	1,150.0	4.25			
	Terengganu Stimulus Package 1.0	0.6			Bantuan Khas Sarawakku Sayang 2.0	1,100.0				
	Terengganu Stimulus Package 3.0	1.0			Bantuan Khas Sarawakku Sayang 3.0	300.0				
	Terengganu Stimulus Package 4.0	9.6			Bantuan Khas Sarawakku Sayang 4.0	104.8				
	Special COVID-19 initiatives	34.3			Bantuan Khas Sarawakku Sayang 5.0	405.0				
	Bantuan Ekonomi Rakyat Terengganu 1.0	19.0			Additional financial initiatives to 5.0	141.7				
	Bantuan Ekonomi Rakyat Terengganu 2.0	0.5			Bantuan Khas Sarawakku Sayang 6.0	1,400.0				
Bantuan Ekonomi Rakyat Terengganu 3.0	6.4	Bantuan Khas Sarawakku Sayang 7.0	800.0							
Kelantan	Covid-19 package	5.0	0.16	<ul style="list-style-type: none"> To date, Sarawak has spent the most in economic stimulus and Covid-19 related expenses (4.2% of GDP), followed by Selangor (2.0%), Sabah (1.4%), Johor (1.3%) and Melaka (0.4%). These aids from states are viewed positively, given the federal government's tight fiscal space. They also indirectly reflect state governments' financial strength. 						
	Economic stimulus package	29.0								
	Special assistance package	2.1								
	Pakej Bantuan Cakna Rakyat Covid-19 Fasa 1	2.7								
Pakej Bantuan Cakna Rakyat Covid-19 Fasa 2	2.3									

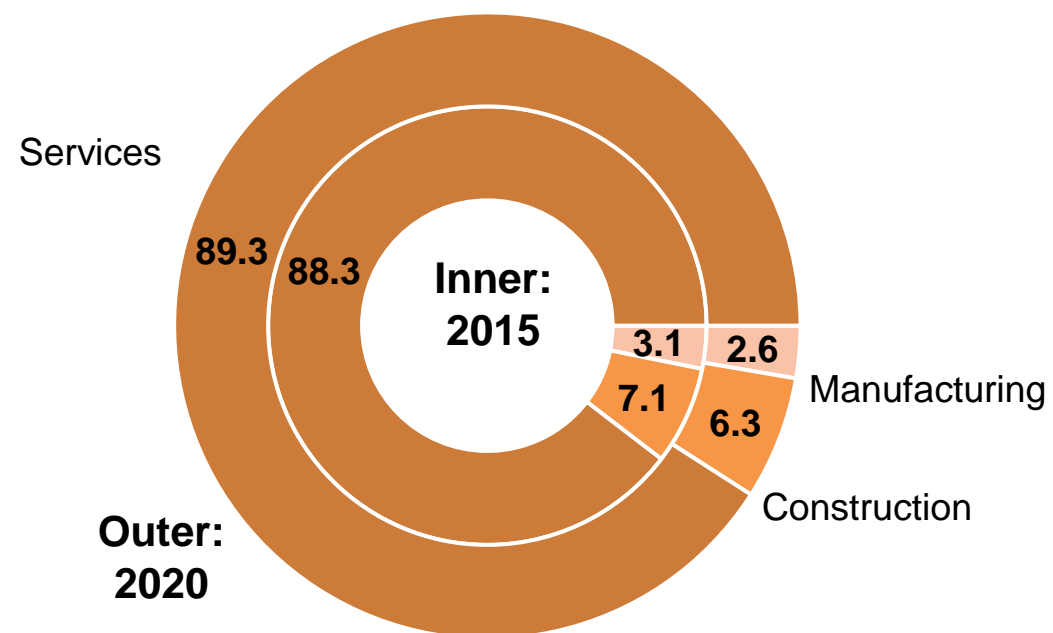
1 Economic Profile: Kuala Lumpur



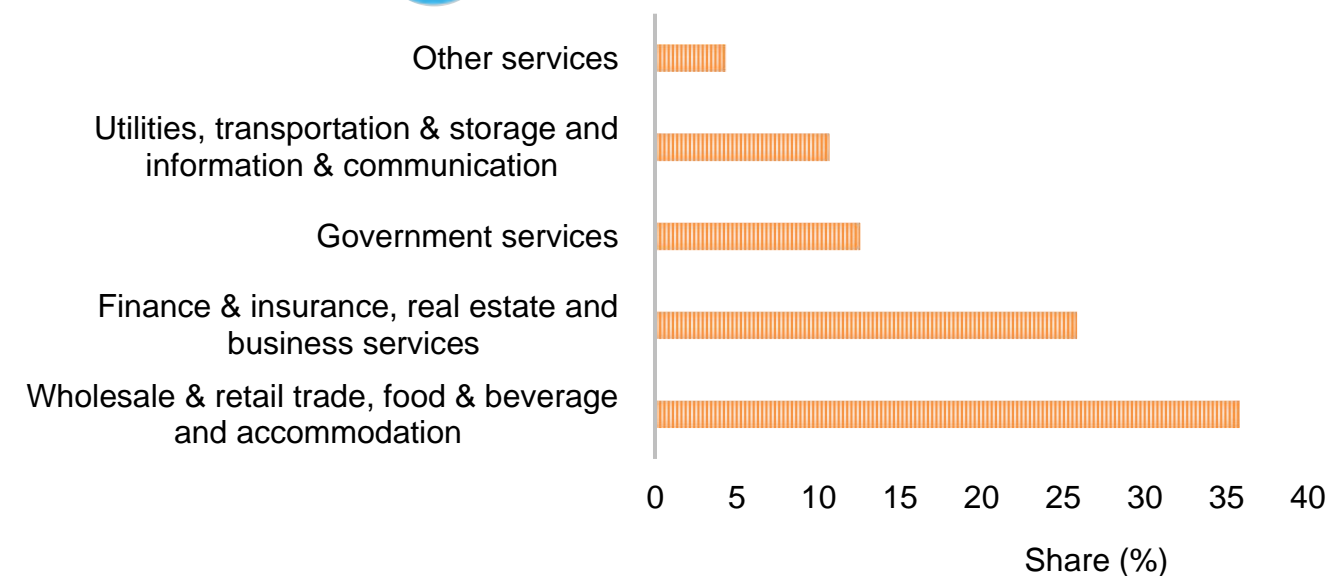
Statistics (2020)

GDP per capita RM	122,515
5-year GDP growth avg % change	5.8
Inflation annual change, %	-0.6
Household income monthly avg, RM	11,728
Population mil	1.8
Labour force % of population aged 15-64	72.1

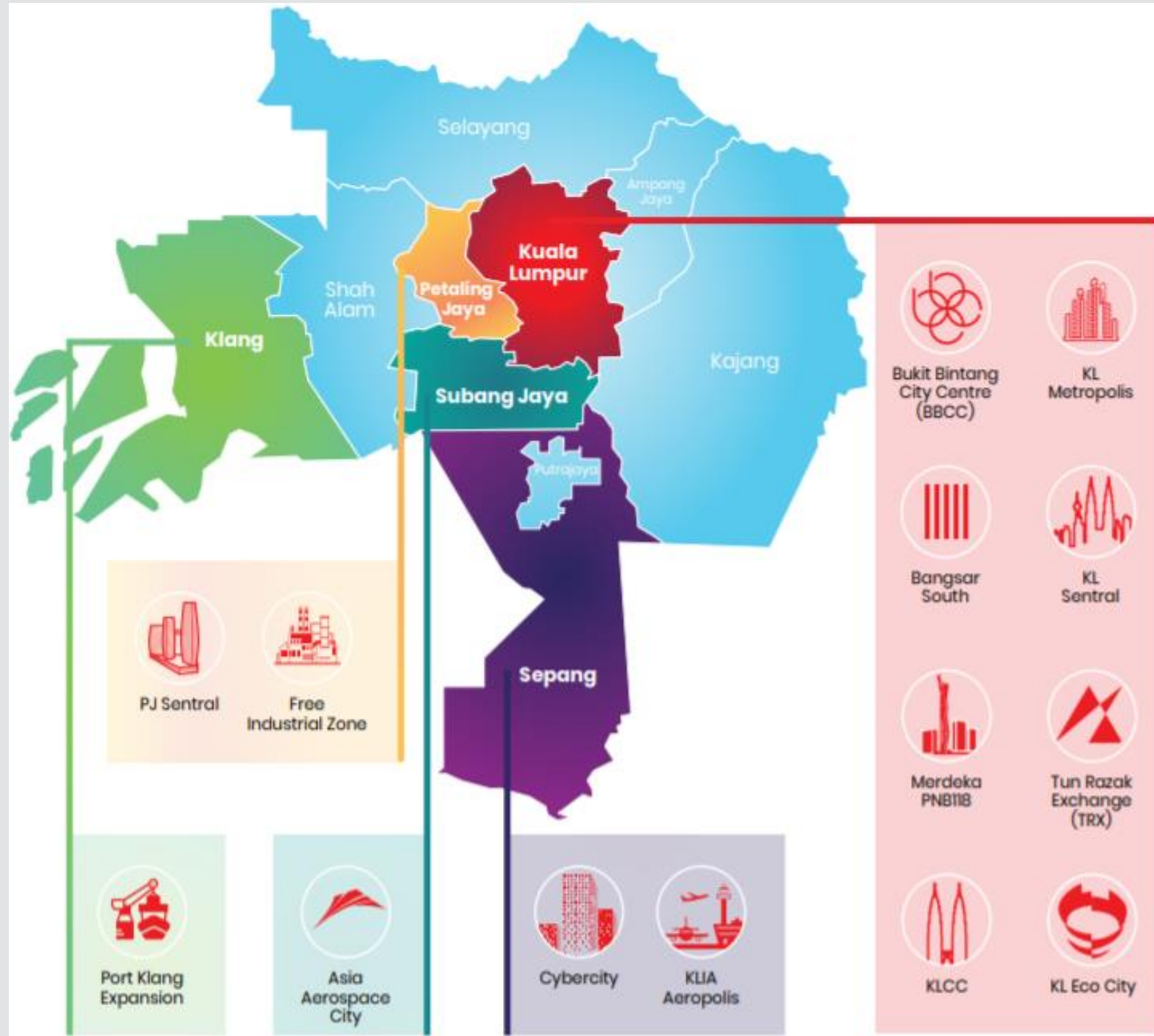
Economic activities by sector



Services Subsectors



1 Investment opportunities: Greater KL



Top investments in 2020:

Industry	Domestic (RM '000)	Foreign (RM '000)	Total (RM '000)
Electrical & electronic products	-	1,047,205	1,047,205
Plastic products	47,503	-	47,503
Chemicals & chemical products	23,097	-	23,097
Textiles & textile products	21,488	317	21,805
Fabric metal products	20,187	-	20,187
Paper, printing & publishing	15,922	-	15,922
Transport equipment	13,904	-	13,904
Food manufacturing	9,055	-	9,055
Scientific & measuring equipment	7,489	-	7,489
Machinery & equipment	5,205	-	5,205
Others	95,086	-	95,086
Total	258,936	1,047,522	1,306,458

Latest developments

- In 1H 2021, InvestKL secured RM1.92 bil new investments (0.9% of GDP) from 7 global MNCs, creating 1,207 regional jobs.
- Since its inception in 2011, it has realised RM11.56 bil or 65% of RM17.73 bil investment commitments, translating into 10,850 high-skilled regional jobs, with an average salary of RM10,384.

List of completed & progressive infra projects: Kuala Lumpur

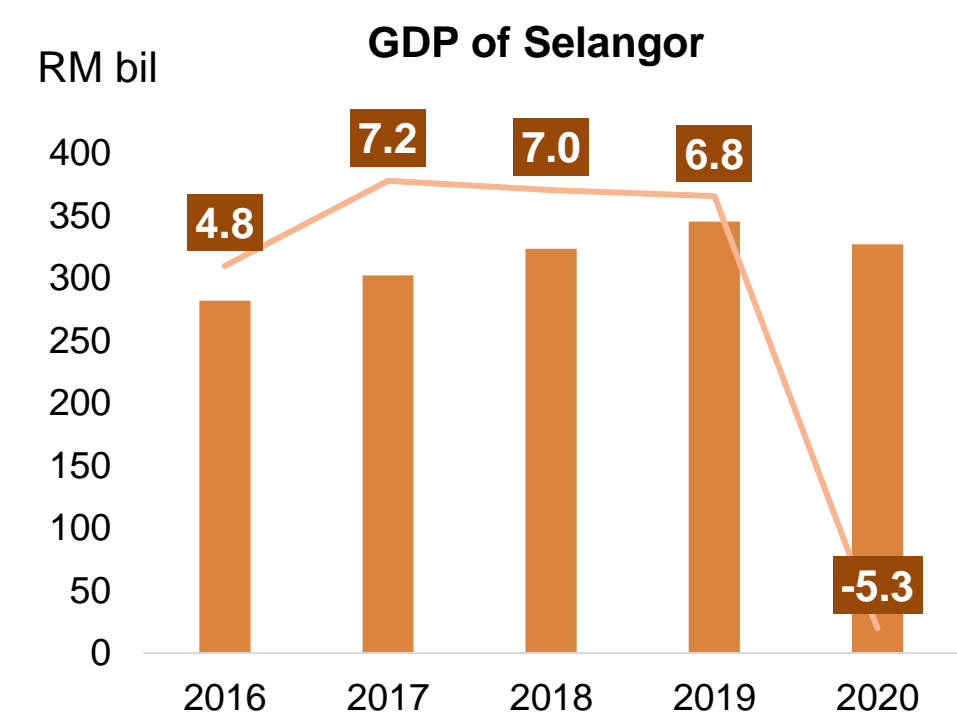



Sector	Number of SME establishments	%
Agriculture	7	0.0
Mining & Quarrying	37	0.0
Manufacturing	5,185	3.9
Construction	5,388	4.0
Services	123,086	92.1

No	Project Name	Year
1	Projek-projek berkaitan pembangunan Mass Rapid Transit (MRT) bagi jajaran Sungai Buloh-Serdang-Putrajaya	2020
2	Design, construction, maintenance, operation and management of Setiawangsa-Pantai Expressway (SPE)	2020
3	Pembinaan Skim Perumahan Penjawat Awam Malaysia (PPAM)	2020
4	Pembangunan semula tapak loji rawatan kumbahan di Sri Hartamas	2020
5	Pembangunan East Coast Rail Link (ECRL)	2019
6	Projek penswastaaan lebuh raya bertingkat Sungai Besi-Ulu Kelang	2019
7	Pembinaan dan pembangunan viaduct guideway dan kerja-kerja berkaitan dari Jinjang ke Jalan Ipoh North Portal bagi projek MRT	2019
8	Pembinaan bangunan pejabat annex di Tun Razak Exchange;	2019
9	Pembinaan loji rawatan kumbahan Serantau Bonus Kuala Lumpur	2019
10	Kontrak penyelenggaraan bagi sistem telekomunikasi untuk selama 24 bulan di seluruh kampus Universiti Malaya	2019
11	Projek Kolam Biru di Kawasan River of Life (R.O.L), Zon Masjid Jamek	2018
12	Heritage Trail 5 menghubungkan: Parcel A Precint 7 R.O.L. ke Dataran Merdeka ke bangunan-bangunan warisan (Rumah DBKL, Galeri Kuala Lumpur dan Wisma Ekran) Jalan Tangsi ke Jalan Parlimen ke Taman Botani Kuala Lumpur.	2018
13	Tun Razak Exchange (TRX)	2018
14	Fasa 2 site design, construction and completion of DUKE	2018
15	Women and Children Hospital, Kuala Lumpur	2018



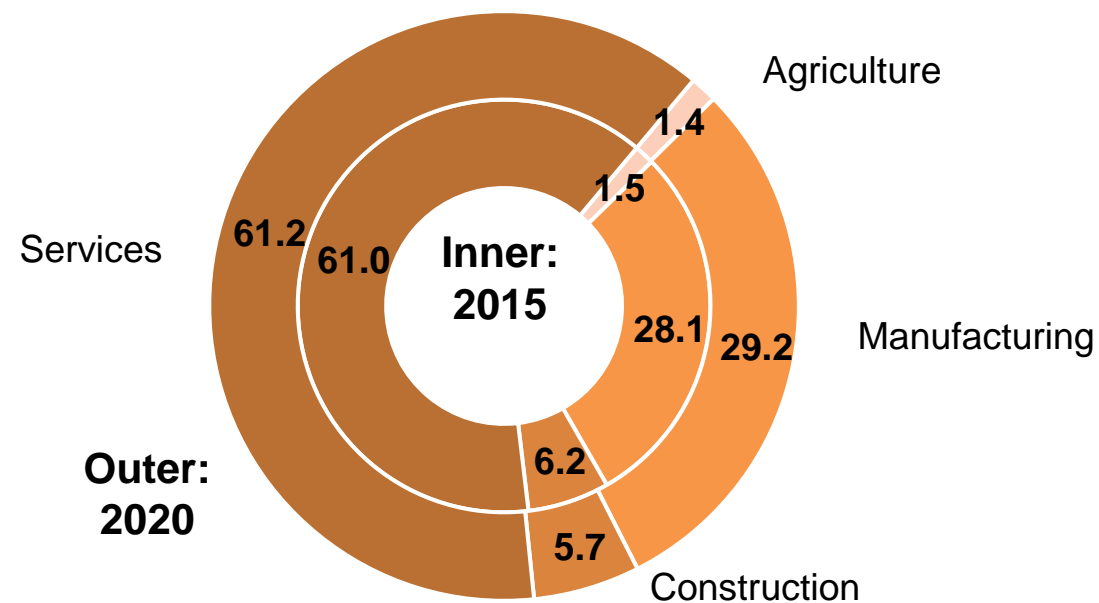
2 Economic Profile: Selangor



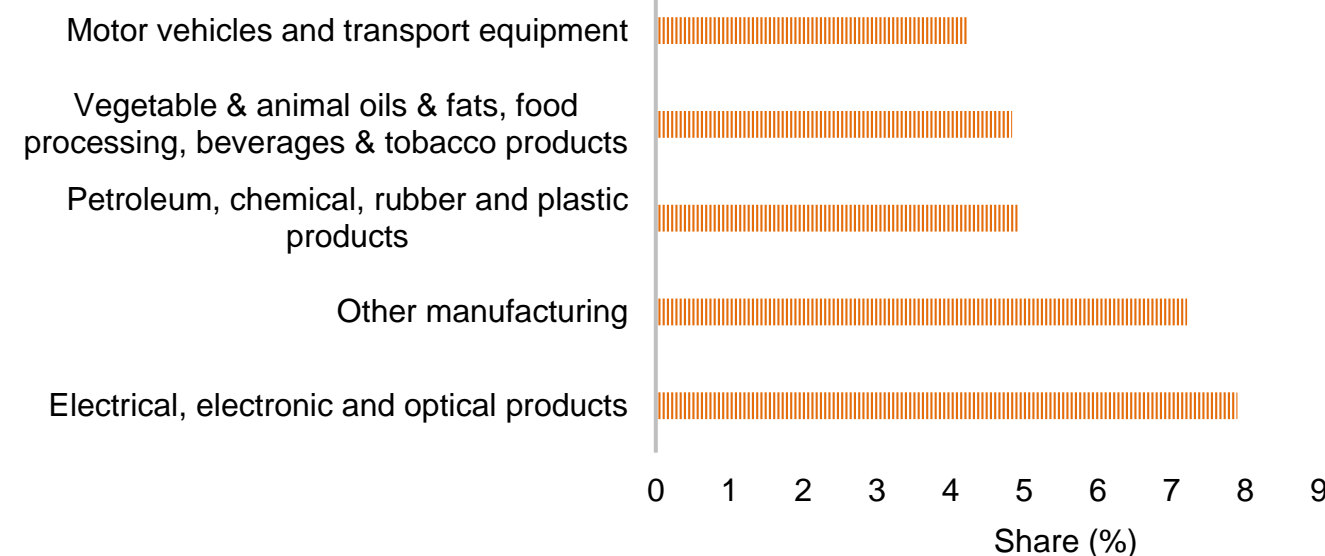
Statistics (2020)

GDP per capita RM	50,094
5-year GDP growth avg % change	4.1
Inflation annual change, %	-0.6
Household income monthly avg, RM	9,668
Population mil	6.5
Labour force % of population aged 15-64	75.4

Economic activities by sector



Manufacturing Subsectors



2 Investment opportunities: Selangor

Machinery & equipment

Manufacturing

- Vesi Apac
- Sapura Kencana Petroleum
- Winstar Power
- Fluidmech Engineering

Electrical & electronics

Manufacturing

- Western Digital Group
- OSRAM Opto Semiconductors
- Panasonic Group

Food & beverages manufacturing

Manufacturing

- Fonterra
- Nestle
- Pepsico
- Yakult



Life sciences

Pharmaceuticals

- Duopharma
- Pharmaniaga
- Zuelling Pharma
- Antah Healthcare Group

Medical devices

- Top Glove Sdn Bhd
- Kossan Latex Industries
- Steripack Medical Asia
- Medipro Manufacturing

Transport equipment

Aerospace

- DRB-HICOM
- Siemens
- Aleris
- UMW
- Spirit Aero systems
- Airbus Malaysia
- Honeywell Aerospace Services
- Sepang Aircraft Engineering
- Global Turbine Asia
- Aerospace Malaysia Innovation Centre
- T7 Aero
- Asahi Aero

Transport equipment

Automotive

- Proton
- Scania
- Perodua
- Tan Chong Motor
- Volvo car manufacturing

Top investments in 2020:

Industry	Domestic (RM '000)	Foreign (RM '000)	Total (RM '000)
Paper, printing & publishing	393,045	5,432,886	5,825,931
Electrical & electronic products	486,016	3,754,009	4,240,025
Food manufacturing	1,023,860	508,192	1,532,052
Rubber products	1,215,627	238,483	1,454,110
Transport equipment	1,031,629	121,678	1,153,307
Fabric metal products	623,299	415,930	1,039,229
Chemicals & chemical products	502,152	450,136	952,288
Plastic products	481,383	76,135	557,518
Mineral & non-metallic products	220,311	210,168	430,479
Drinks & tobacco	343,045	5,166	348,211
Others	625,651	266,360	892,012
Total	6,946,018	11,479,144	18,425,162

Latest developments

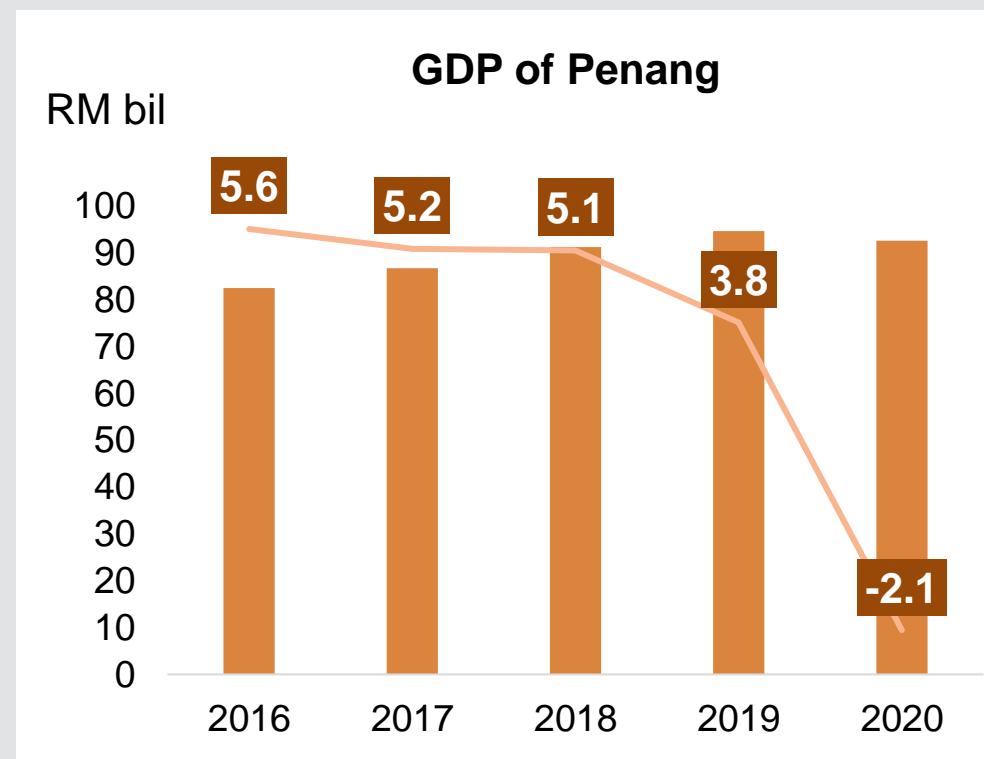

- In 2020, Selangor contributed RM38.7 bil (or 24% share) of the RM164 bil approved investments registered in Malaysia (11.8% of GDP), ahead of the RM32 bil share by Sabah (20% share) and RM19.6 bil by Sarawak (12% share).
- With a diverse manufacturing base, central location to markets, a skilled labor force, and reasonable access to global transportation and infrastructure, Selangor is a fully developed and industrialised state.

List of completed & progressive infra projects: Selangor

Sector	Number of SME establishments	%
Agriculture	732	0.4
Mining & Quarrying	120	0.1
Manufacturing	9,530	5.3
Construction	7,606	4.2
Services	161,283	90.0

No	Project Name	Year
1	Design, Construction, Completion, Testing and Commissioning of Light Rail Transit Line 3 (LRT3) dari Bandar Utama ke Johan Setia	2020
2	Projek lebuh raya Sungai Besi - Ulu Kelang Elevated Expressway (SUKE)	2020
3	Projek penswastaaan lebuh raya bertingkat Damansara - Shah Alam (DASH)	2020
4	Projek menaiktaraf kemudahan infrastruktur landasan keretapi berkembar elektrik di Lembah Klang	2020
5	Projek Mass Rapid Transit Laluan 2: Sungai Buloh - Serdang - Putrajaya	2020
6	Lebuh raya West Coast	2020
7	Proposed development of Kuala Lumpur Ring Road - Eastern Route known as East Klang Valley Expressway (EKVE)	2020
8	Cadangan pembangunan pusat membeli-belah 6 tingkat, Persiaran Multimedia, Shah Alam	2019
9	Design, supply, install, test & commission of communication, navigation, surveillance/ air traffic management system for the Kuala Lumpur Flight Information Region's, KLIA	2019
10	Projek Lebuh raya Putrajaya - KLIA (MEX II)	2019
11	Kerja-Kerja infrastruktur & bangunan untuk hospital pengajar dan pusat akademik Perubatan Universiti Teknologi Mara (UiTM)	2019
12	Design, construct, completion, maintenance and handover of flyover, interchange, toll plaza and associated works for proposed Gamuda Cove	2019
13	Projek pembangunan perindustrian di Taman Perindustrian Pulau Indah, Klang	2019
14	Pembinaan Langat Centralised Sewage Treatment Plant (CSTP) & penyambungan rangkaian paip pembetungan di kawasan tadahan Lembangan Sungai Langat	2018
15	East Klang Valley Expressway (EKVE) : Lingkaran Kuala Lumpur-Laluan Timur	2018
16	Kerja - kerja menaiktaraf jalan persekutuan dari Tanjong Karang ke Sabak Bernam	2018
17	Pembinaan jejambat & kerja-kerja berkaitan dari Persiaran Dagang ke Jinjang	2018
18	Pembinaan Kompleks Institut Penyelidikan Kesihatan Bersepadu (IPKB) untuk Kementerian Kesihatan Malaysia di Bandar Setia Alam	2018
19	Pembinaan Ibu Pejabat & Pusat Inovasi Cybersecurity Malaysia;	2018

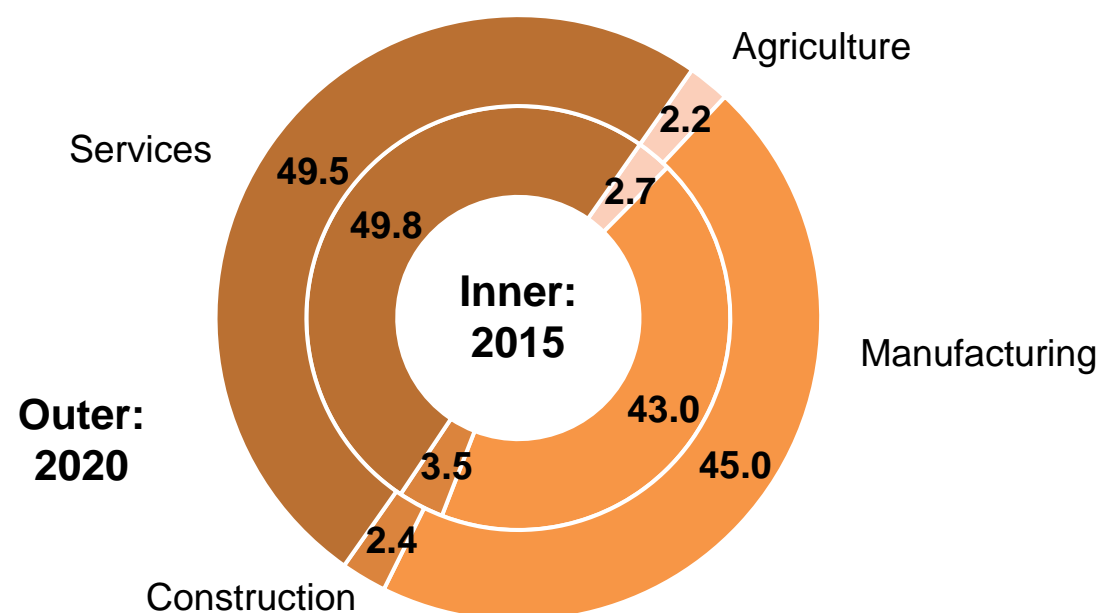
3 Economic Profile: Penang



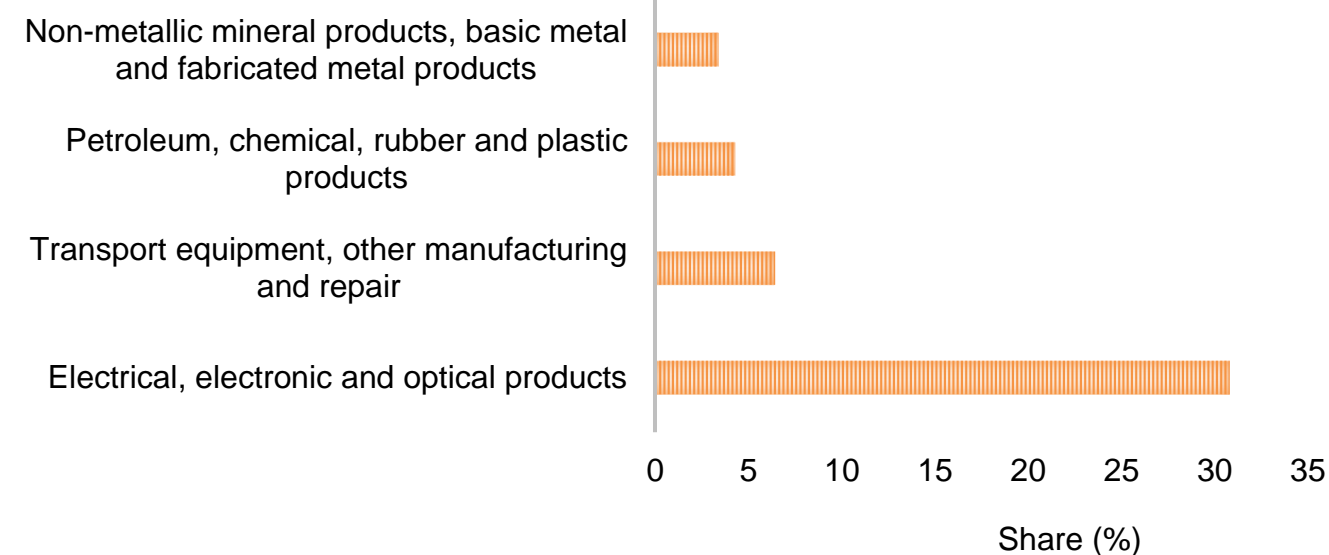
Statistics (2020)

GDP per capita RM	52,322
5-year GDP growth avg % change	3.5
Inflation annual change, %	-0.8
Household income monthly avg, RM	6,850
Population mil	1.8
Labour force % of population aged 15-64	68.0

Economic activities by sector



Manufacturing Subsectors



3 Investment opportunities: Penang

KEY GROWTH NODES:

GEORGE TOWN DEVELOPMENT ZONE

- A GEORGE TOWN
- A GEORGE TOWN - BATU FERRINGHI - TELUK BAHANG ECOTOURISM
- A GEORGE TOWN - AYER ITAM - BALIK PULAU ECOTOURISM
- A GEORGE TOWN - BAYAN BARU - BAYAN LEPAS ZONE

KEPALA BATAS - TASEK GELUGOR - PENAGA

- A KEPALA BATAS
- B TASEK GELUGOR

GREATER BUTTERWORTH - PERMATANG PAUH - BUKIT MERTAJAM GROWTH CORRIDOR

- A BUTTERWORTH
- B PERMATANG PAUH
- C BUKIT MERTAJAM
- D JURU

BATU KAWAN - SIMPANG AMPAT INDUSTRIAL ZONE

- A BATU KAWAN
- B SIMPANG AMPAT

TRANSKRAN DEVELOPMENT ZONE

- A NIBONG TEBAL



Top investments in 2020:






Industry	Domestic (RM '000)	Foreign (RM '000)	Total (RM '000)
Machinery & equipment	1,511,815	4,195,065	5,706,880
Electrical & electronic products	517,514	4,217,029	4,734,543
Scientific & measuring equipment	240,156	1,839,980	2,080,136
Paper, printing and publishing	304,330	21,414	325,744
Fabric metal products	183,405	72,748	256,152
Plastic products	110,328	113,410	223,738
Food manufacturing	186,341	16,208	202,549
Rubber products	156,597	31,403	188,000
Transport equipment	100,153	11,939	112,092
Textiles and textile products	99,774	3,584	103,357
Others	152,382	27,389	179,770
Total	3,562,795	10,550,168	14,112,963

Latest developments

- For 1Q 2021, Penang has recorded RM1.1 bil of approved manufacturing investments (1.2% of GDP) comprised of 40 projects. The state is confident that it can achieve the RM5.0 bil investment target this year.
- The state is a global hub for the E&E sector but its manufacturing sector is also evolving with E&E at its core.

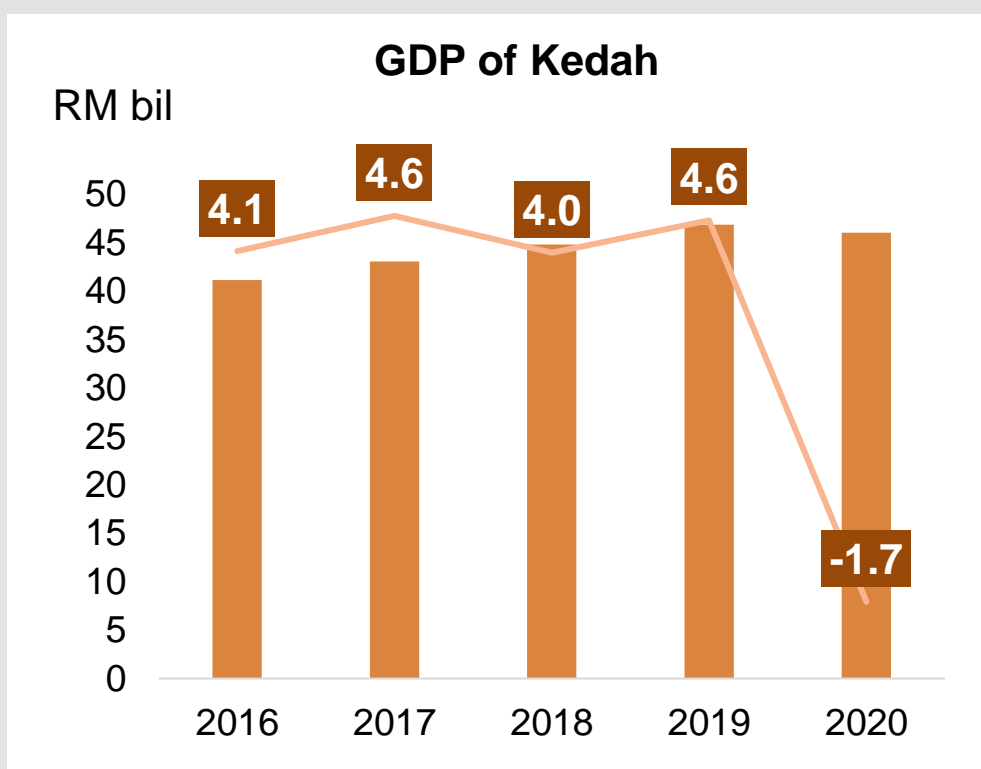

3 SME Profile: Penang

List of completed & progressive infra projects: Penang

Sector	Number of SME establishments	%
 Agriculture	470	0.7
 Mining & Quarrying	26	0.0
 Manufacturing	4,021	6.0
 Construction	2,804	4.2
 Services	59,600	89.1

No	Project Name	Year
1	Pembinaan semula terminal Swettenham Pier Cruise	2020
2	Pembinaan kemudahan perindustrian di Batu Kawan Industrial Park	2020
3	Skim pembangunan bersepadu pelancongan & wellness centre (medical tourism)	2020
4	Proposed double circuit underground cable PMU Farlim (FLIM) to PMU Sungai Ara	2020
5	Projek penambakan Seri Tanjung Pinang	2019
6	Pembinaan fasiliti perindustrian, SeberangPerai Selatan	2019
7	Pembinaan submarine pipelines Fasa 3 daripada Butterworth ke Pulau Pinang	2020
8	Projek Tebatan Banjir Mak Mandin, Daerah Seberang Perai Utara	2019
9	Kerja pengubahsuaian di Lapangan Terbang Antarabangsa Bayan Lepas	2019
10	Pembinaan jalan baru dari Bagan Sungai Pinang ke Kampung Pulau Betong, Balik Pulau	2019
11	Projek pembinaan Ikano Pulau Pinang	2018
12	Projek penambakan Seri Tanjung Pinang	2018
13	Pembinaan Kolej Universiti KDU	2018
14	Projek Large Scale Solar Photovoltaic Plant	2018
15	Projek memperluas kemudahan pembuatan di Kampung Jawa 1, Kawasan Perindustrian Bebas Fasa 3	2018
16	Pembinaan blok bertingkat, Hospital Seberang Jaya	2018
17	Loji rawatan kumbahan serantau di Bayan Baru, Pulau Pinang	2018
18	Projek pembinaan hotel 20 tingkat	2018

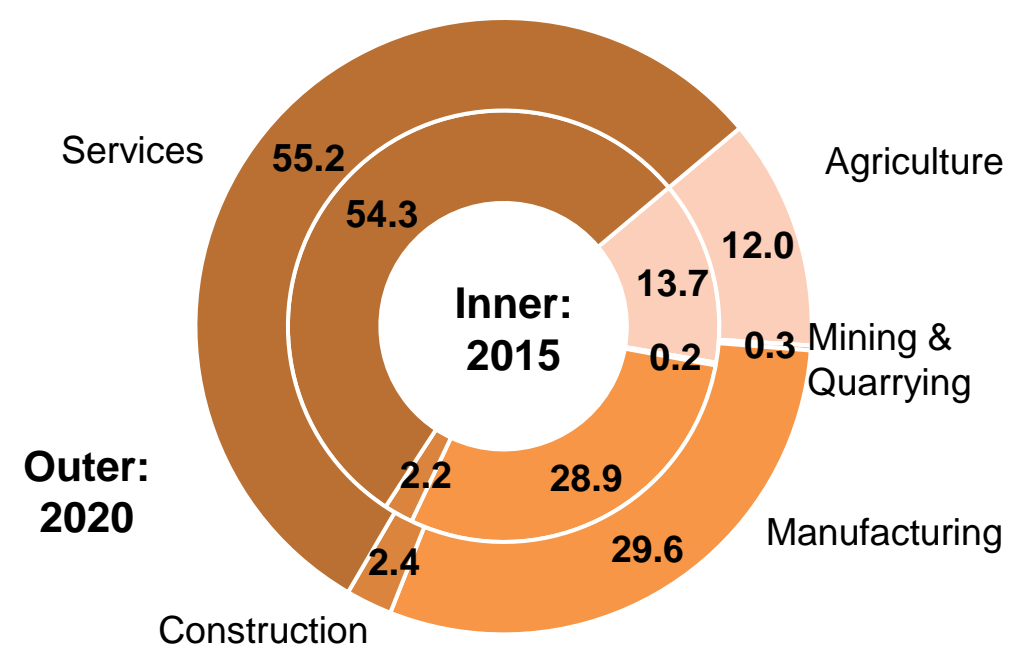
4 Economic Profile: Kedah



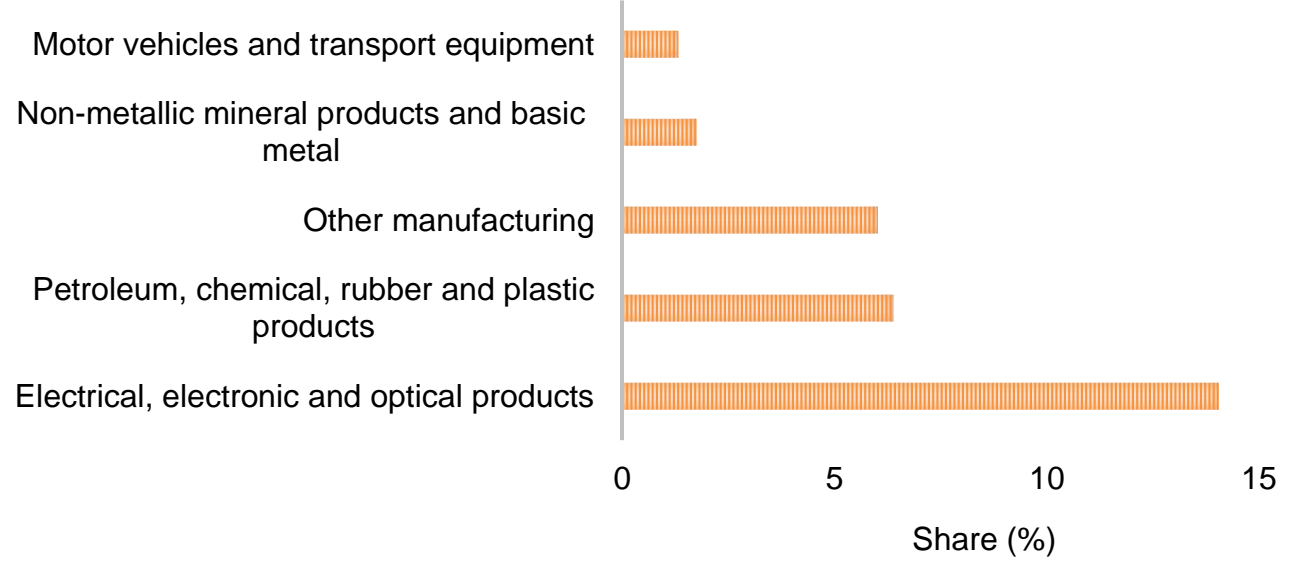
Statistics (2020)

GDP per capita RM	21,095
5-year GDP growth avg % change	3.1
Inflation annual change, %	-1.8
Household income monthly avg, RM	5,005
Population mil	2.2
Labour force % of population aged 15-64	63.0

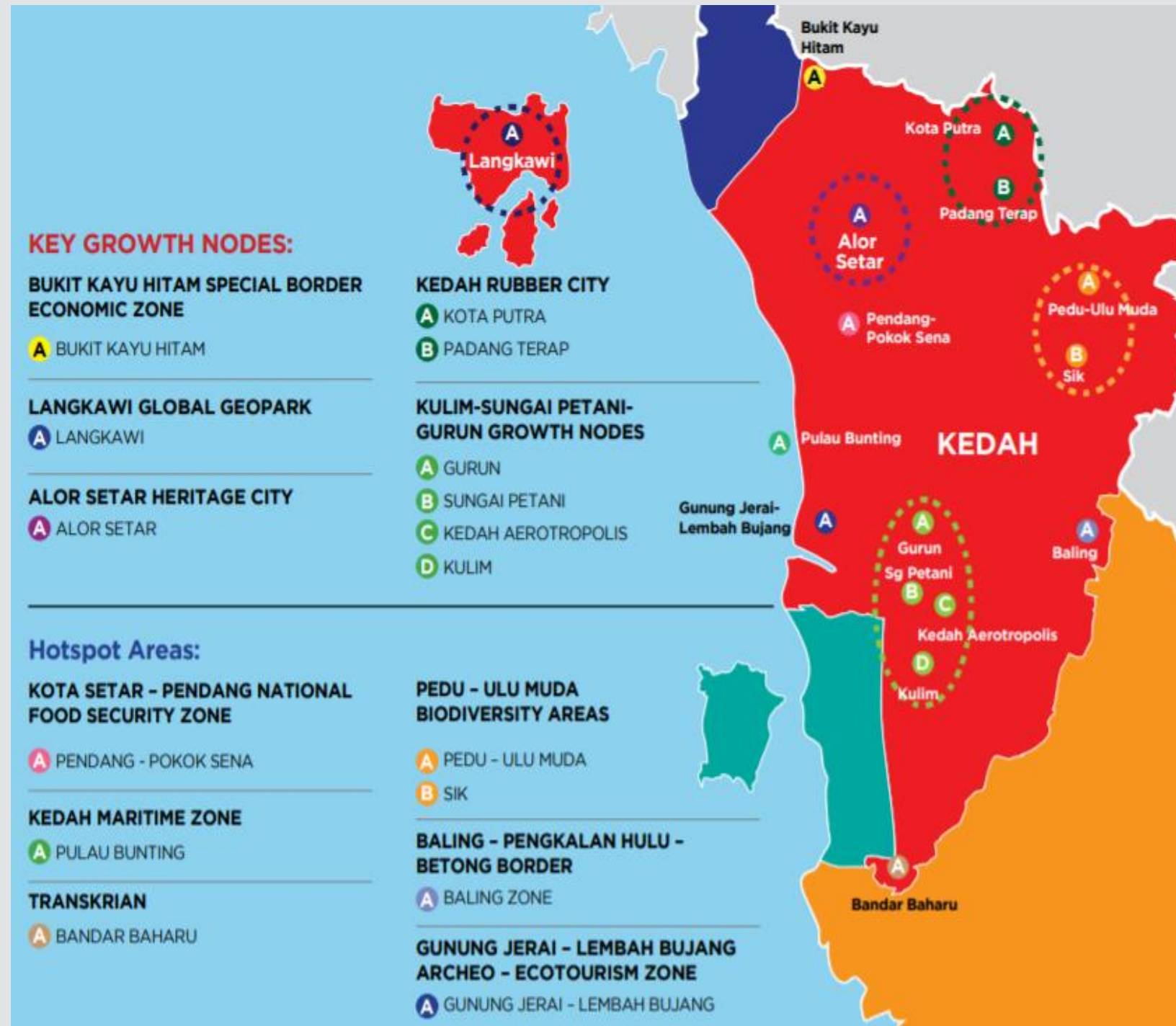
Economic activities by sector



Manufacturing Subsectors



4 Investment opportunities: Kedah



Top investments in 2020:

Industry	Domestic (RM '000)	Foreign (RM '000)	Total (RM '000)
Paper, printing & publishing	-	1,393,066	1,393,066
Rubber products	823,500	-	823,500
Electrical & electronic products	389,722	293,419	683,140
Food manufacturing	271,999	12	272,011
Basic metal products	7,000	249,565	256,565
Wood & wood products	3,969	248,083	252,052
Fabric metal products	114,720	-	114,720
Transport equipment	62,161	21,714	83,876
Chemicals & chemical products	51,818	13,930	65,748
Scientific & measuring equipment	41,536	7,784	49,320
Others	40,143	28,627	68,770
Total	1,806,569	2,256,200	4,062,769

Latest developments

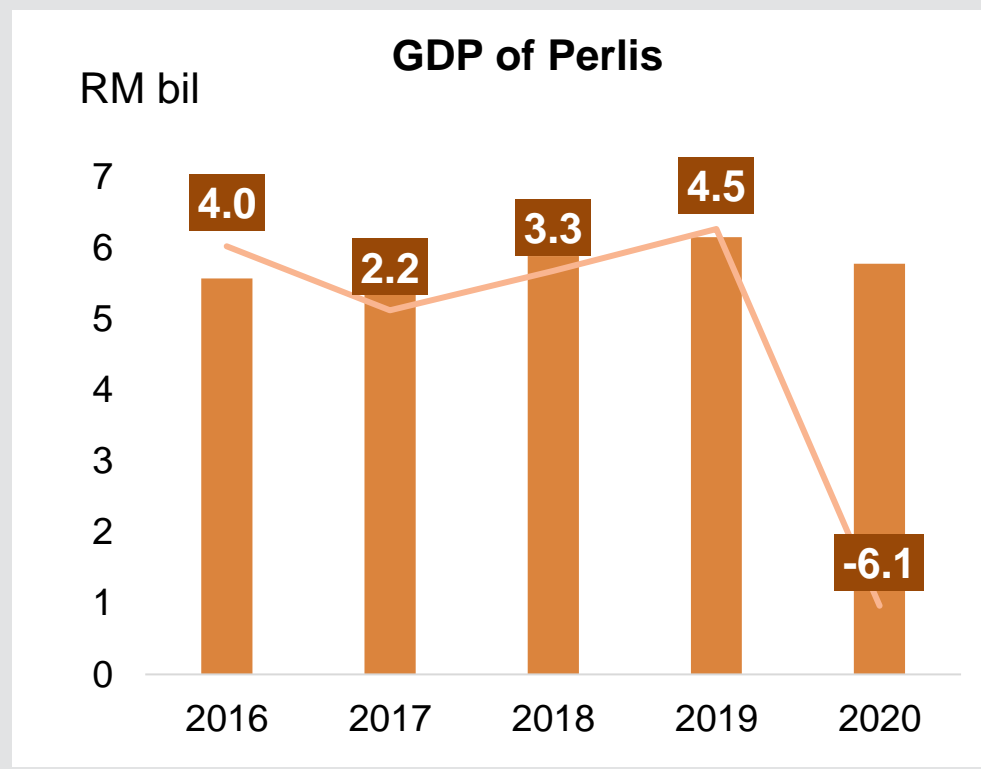
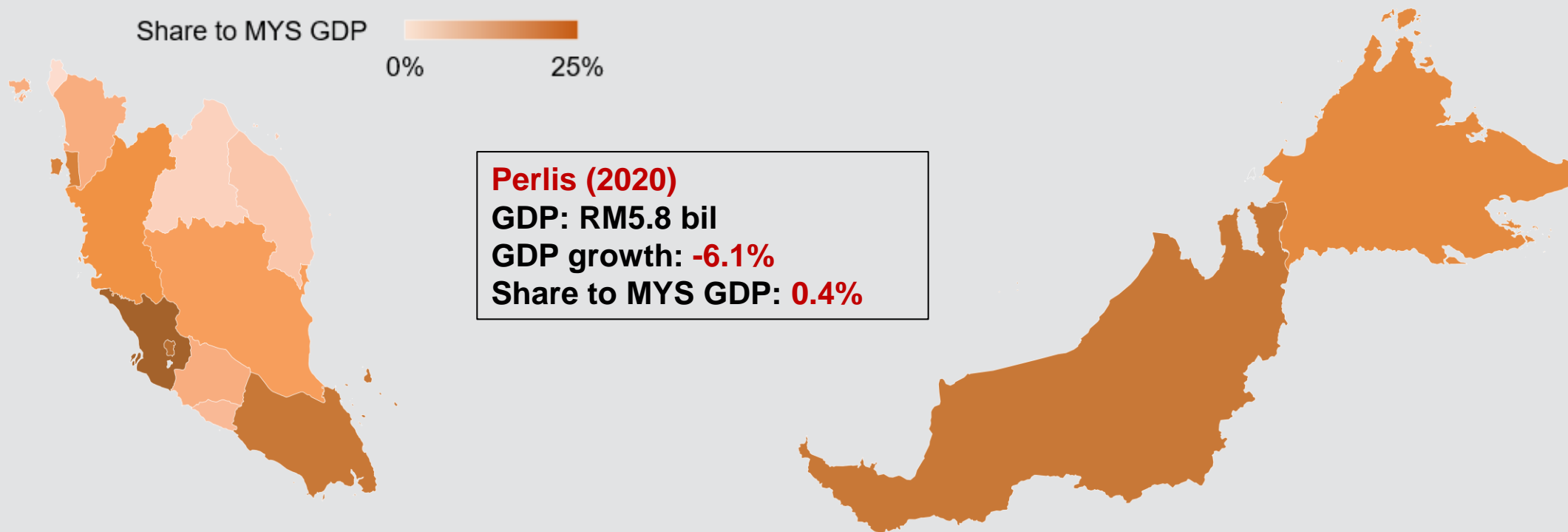
- Kedah achieved remarkable investment of RM43 bil (93.4% of GDP) for 1Q 2021, mostly in the **E&E sector**. **Austria's AT&S** announced plans to build its high-end circuit boards production plant in Kulim and is expected to invest RM8.5 bil.
- Kedah signs deal with ECK Group to build **Kulim International Airport**. It is expected to contribute up to RM1.2 bil to Malaysia's Gross National Income by 2026. The first phase is expected to cost RM6 bil which includes land acquisition costs.
- Glovesmaker **Hartalega** has announced an investment of RM7 bil to open 16 factories. **Kedah Rubber City** has attracted over RM2.2 bil committed investments for advanced latex products development, production of feedstock, manufacturing, storage warehousing and logistics

List of completed & progressive infra projects: Kedah

	Sector	Number of SME establishments	%
	Agriculture	620	1.3
	Mining & Quarrying	27	0.1
	Manufacturing	3,214	6.6
	Construction	1,481	3.0
	Services	43,552	89.1

No	Project Name	Year
1	Projek First Solar di Kulim Hi-Tech Park, Kulim	2020
2	Large scale solar photovoltaic energy generating facility, Kuala Muda	2020
3	Pembinaan loji rawatan kumbahan serantau dan rangkaian paip pembentungan, Kota Setar	2020
4	Projek skim pemindahan air Jeniang Kedah Fasa 1	2020
5	Cadangan kerja tanah dan infrastruktur berkaitan di sebahagian lot di Kulim Hi-Tech Park	2020
6	Menaiktaraf sungai dan terusan utama bagi Rancangan Tebatan banjir di Sungai Kedah/ Anak Bukit	2020
7	Earthworks and infrastructure works for Kedah Rubber City (KRC) Phase 1	2020
8	Fasa 2 Infineon Fab 2	2019
9	Projek Photovoltaic Electricity Generation di Gurun	2019
10	Projek jana kuasa solar di Kuala Muda, Kuala Ketil dan Pokok Sena	2019
11	Pembinaan pencawang masuk utama (PMU), Junjung	2019
12	Ubah suai dan naik taraf serta perolehan peralatan makmal sains sekolah menengah seluruh Malaysia (zon utara B)	2019
13	Pembangunan Perumahan Penjawat Awam 1 Malaysia (PPA1M) di Kota Setar	2019
14	Pembangunan 580 unit perumahan bagi Program Perumahan 1Malaysia (PR1MA), Kulim	2019
15	500 unit rumah pangsa bagi Program Perumahan Rakyat (PPR), Langkawi	2019
16	Pembangunan Rumah Aspirasi Rakyat, Kuala Muda	2019
17	Pembangunan kompleks Imigresen, Kastam, Kuarantin dan Keselamatan (ICQS) secara bersepadu di Bukit Kayu Hitam	2018
18	Program Perumahan Rakyat (PPR) di Ayer Hitam, Kubang Pasu	2018
19	Pembangunan 100 unit rumah teres 2 tingkat, Bandar Amanjaya, Mukim Sungai Petani, Daerah Kuala Muda	2018
20	Menaik taraf tapak pelupusan sisa pepejal di Padang Cina, Kulim	2018
21	Projek janakuasa solar di Kuala Ketil	2018
22	Menaik taraf dan mengubahsuai bangunan Terminal Lapangan Terbang Antarabangsa Langkawi	2018
23	FAB L1 Show Locker to Implanter & L3 Sup B STWP Expansion	2018
24	Projek naiktaraf Hospital Alor Setar	2018

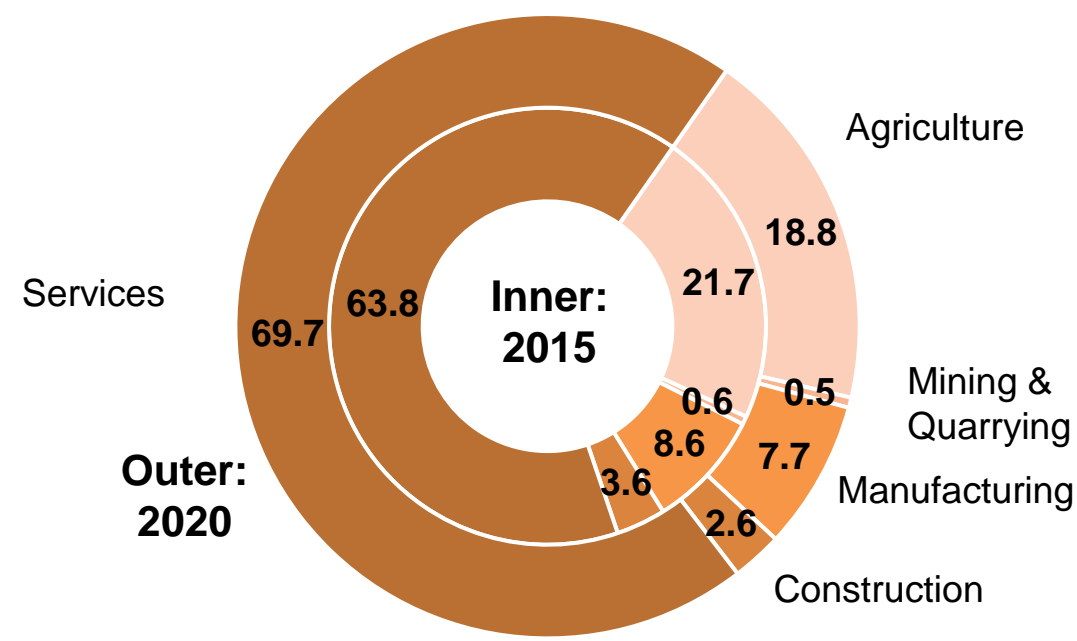
5 Economic Profile: Perlis



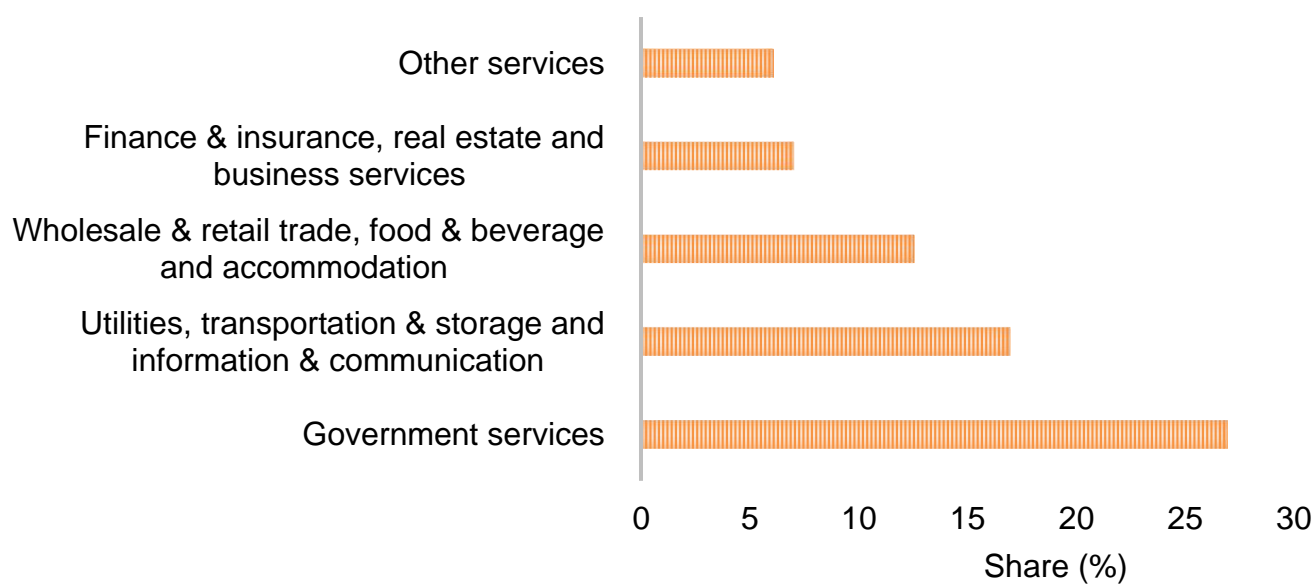
Statistics (2020)

GDP per capita RM	22,688
5-year GDP growth avg % change	1.6
Inflation annual change, %	-1.8
Household income monthly avg, RM	4,971
Population mil	0.3
Labour force % of population aged 15-64	63.0

Economic activities by sector



Services Subsectors



5 Investment opportunities: Perlis

KEY GROWTH NODES:

KUALA PERLIS - KANGAR - KOTA RAJA GROWTH NODES

Main Focus:

A KUALA PERLIS

- Transportation, Logistics and Connectivity - Kuala Perlis Maritime Terminal
- Coastal And Maritime Tourism
- Agribusiness - Fisheries Activity
- Brownfield Rejuvenation Programme

B KANGAR

- State Administrative & Financial District
- Retail And Commercial Centre
- Integrated Transportation Hub

C KOTA RAJA (ARAU - PAUH)

- Bio-Industries Activity
- Retail And Commercial Centre
- Heritage Tourism Activity
- Royal Town
- Education And Training Institution Centre

Hotspot Areas:

A KAKI BUKIT - WANG KELIAN ECOTOURISM GATEWAY

Main Focus:

- Ecotourism Activities
- Geotourism Activities
- Community-Based Tourism
- Cottage Industries Activities

PADANG BESAR & CHUPING VALLEY BORDER GATEWAY

A PADANG BESAR B CHUPING

Main Focus:

- Transportation, Logistics & Connectivity
- Border Trade Centre
- Manufacturing & Industry Development
- Agribusiness - Integrated Modern Farming And Dairy Farm
- Education And Training Institution Centre
- SME Development
- Border Tourism Activity

B SANGLANG INTEGRATED MARITIME DEVELOPMENT ZONE

- Tourism Activities
- Logistics Activities
- Fisheries Activities
- Aquaculture Activities



Top investments in 2020:

Industry	Domestic (RM '000)	Foreign (RM '000)	Total (RM '000)
Fabric metal products	501,500	-	501,500
Machinery & equipment	55,160	-	55,160
Mineral & non-metallic products	43,242	-	43,242
Chemicals & chemical products	13,000	-	13,000
Total	612,902	-	612,902

Latest developments

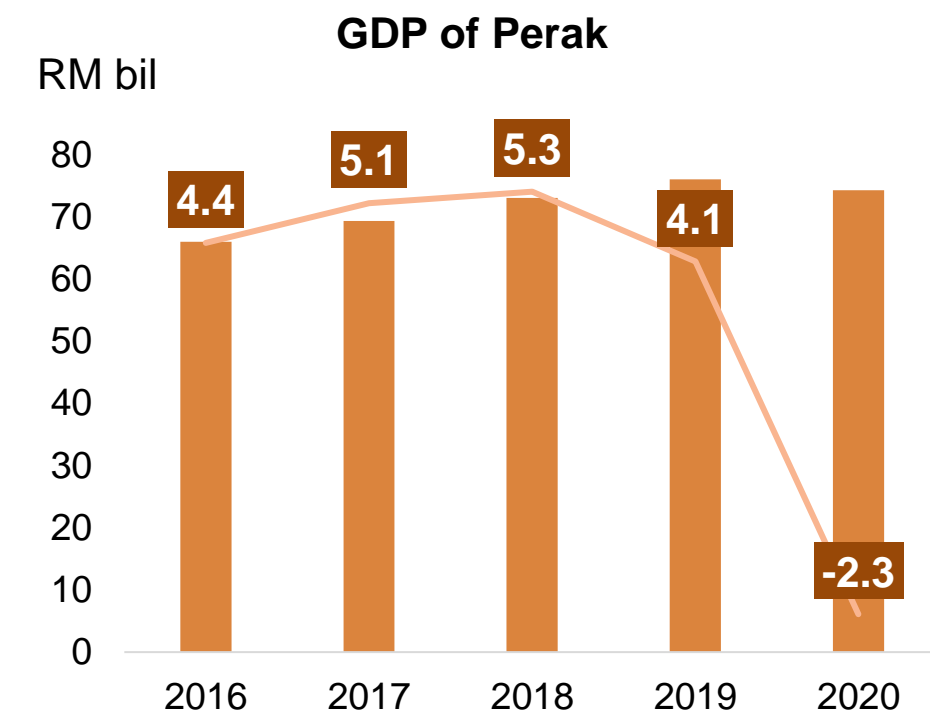

- KTMB's Padang Besar terminal had been upgraded to reduce congestion and ease cargo movement.
- It is expected to attract more investment in the Perlis Inland Port, which was designed to further boost trade between Malaysia and Thailand.
- As at end-Dec 2020, investment commitments in Chuping Valley Industrial Area (CVIA) had exceeded RM460 mil (8.0% of GDP) and created more than 600 job opportunities, especially in the medical, E&E and Smart Agriculture industries.
- The CVIA offers a potential total private investment of RM4.5 bil, creating more than 12,000 jobs once it is fully operational

List of completed & progressive infra projects: Perlis

	Sector	Number of SME establishments	%
	Agriculture	62	0.9
	Mining & Quarrying	4	0.1
	Manufacturing	370	5.4
	Construction	703	10.3
	Services	5,669	83.3

No	Project Name	Year
1	Projek Large Scale Solar PV Plant (LSSPV), Mukim Chuping, Bukit Keteri	2020
2	Cadangan Pembangunan Kawasan Perindustrian Lembah Chuping (KPLC), Fasa1, Chuping	2020
3	Pembinaan Kompleks Pentadbiran Kerajaan Negeri Perlis (Bangunan SUK Baru), Mukim Seriab	2020
4	Pembinaan pusat pengajian kejuruteraan (PKK) bahan & makmal dan sistem elektrik & makmal di Universiti Malaysia Perlis (UNIMAP)	2020
5	Pembinaan Mahkamah Baharu Kangar	2020
6	Cure & Care Rehabilitation Centre (CCRC) Bukit Chabang Perlis	2020
7	Kerja-kerja pengerukan bagi keselamatan pelayaran di alur pelayaran Kuala Perlis	2019
8	Pembinaan Lencongan banjir Barat Timah Tasoh	2019
9	Projek menaik taraf fasiliti berkaitan terminal kargo kereta api Padang Besar	2019
10	Membina dan menyiapkan Pusat Perniagaan Bersepadu (IBC) Fasa 1, Kawasan Pembangunan Lembah Chuping (KPLC), Mukim Titi Tinggi	2019
11	Pembinaan Bangunan Pentadbiran Canselor di Universiti Malaysia Perlis (UniMAP)	2018
12	Pembinaan Kompleks Penyiaran Negeri Perlis	2018
13	Kontrak penyediaan infrastruktur untuk projek agroekonomi di Batu Bertangkup, Mukim Chuping	2018

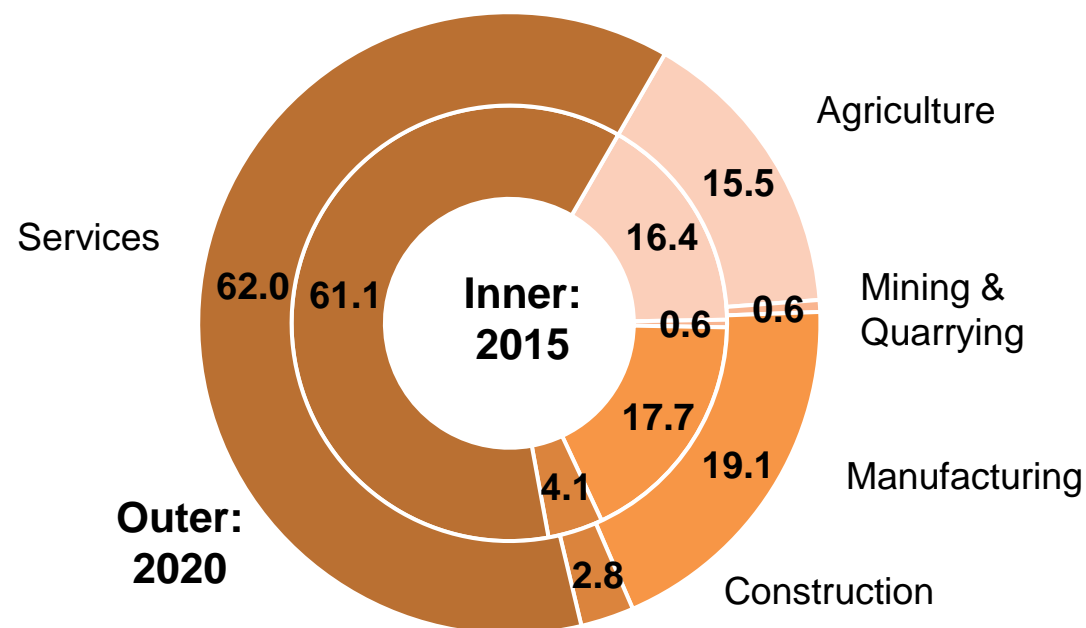
6 Economic Profile: Perak



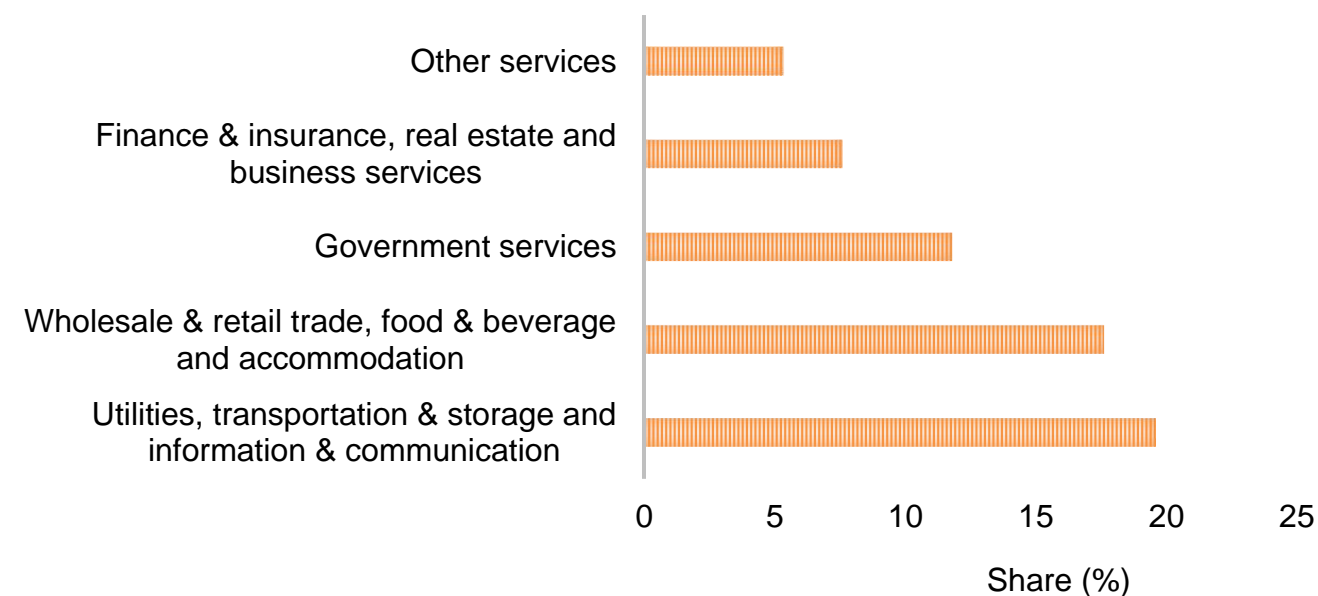
Statistics (2020)

GDP per capita RM	29,603
5-year GDP growth avg % change	3.3
Inflation annual change, %	-1.3
Household income monthly avg, RM	5,081
Population mil	2.5
Labour force % of population aged 15-64	64.3

Economic activities by sector



Services Subsectors



6 Investment opportunities: Perak



Top investments in 2020:

Industry	Domestic (RM '000)	Foreign (RM '000)	Total (RM '000)
Rubber products	1,261,029	94,865	1,355,894
Electrical & electronic products	412,773	741,795	1,154,568
Mineral & non-metallic products	43,426	113,058	156,484
Wood & wood products	5,167	139,742	144,909
Transport equipment	126,854	1,090	127,944
Machinery & equipment	54,962	28,813	83,776
Fabric metal products	54,730	17,865	72,595
Paper, printing & publishing	62,418	-	62,418
Food manufacturing	62,058	15	62,073
Plastic products	36,774	5,632	42,406
Others	58,169	5,912	64,080
Total	2,178,361	1,148,787	3,327,147

Latest developments

- **Vale – one of the world’s largest producer of iron ore and pellets** – has made Perak as their gateway to Asia Pacific iron and steel markets by setting up a regional iron ore distribution and palletising hub in Teluk Rubiah, Perak.
- Perak is the home for Proton City and China Railway Rolling Stock Corp’s **ASEAN manufacturing hub**.
- **MNCs** such as Lafarge, Sibelco, Omya, YTL Cement and Hume Cement have already established their presence. E&E MNCs such as Yamaha, Murata Electronics, and Finisar, along with home-grown global players Unisem and Carsem, have been operating Perak for decades.

6 SME Profile: Perak



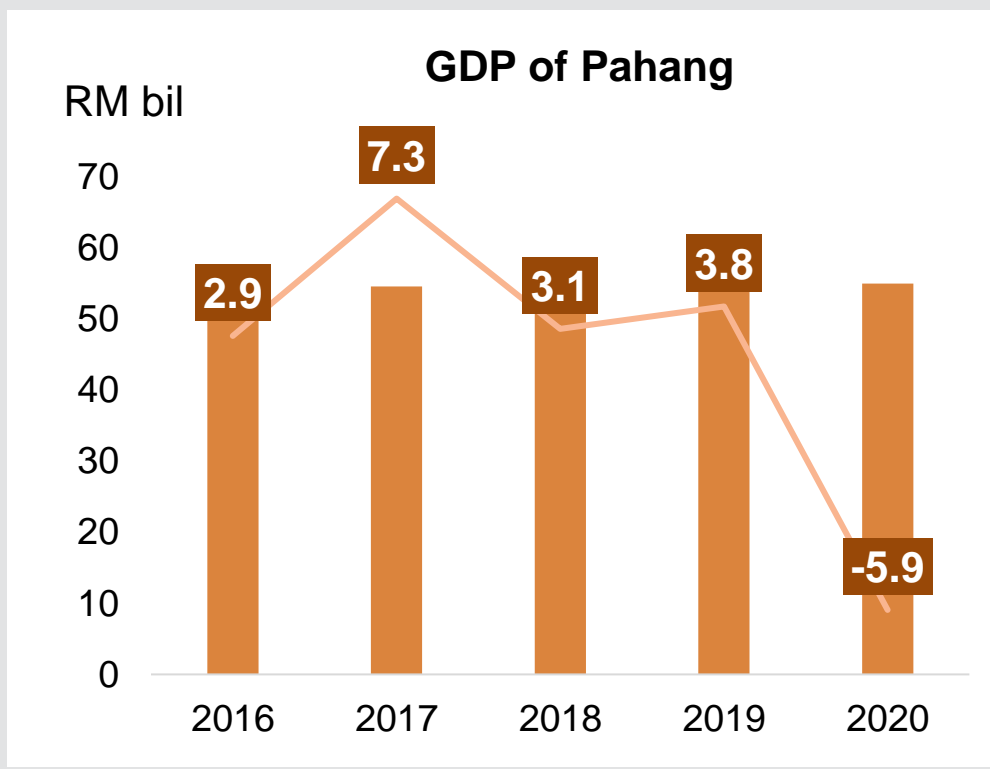

Sector	Number of SME establishments	%
Agriculture	1,433	1.9
Mining & Quarrying	121	0.2
Manufacturing	4,298	5.7
Construction	3,133	4.2
Services	66,155	88.0

List of completed & progressive infra projects: Perak

No	Project Name	Year
1	Engineering, procurement, construction, installation and commissioning (EPCIC) for the Pegaga Development Project	2020
2	Pembinaan loji rawatan kumbahan serantau dan rangkaian paip pembedungan di Papan, Daerah Kinta	2020
3	Projek pembinaan lebuh raya Persisiran Pantai Barat: kerja-kerja menaik taraf jalan persekutuan (Teluk Intan - Kampung Lekir)	2020
4	Proposed Development of a 9MW Small Hydropower Plant under The Sungai Selama Scheme di Selama	2020
5	Pembinaan institusi pendidikan seperti Maktab Rendah Sains Mara (MRSM) Bagan Datuk, Kolej Poly-Tech Mara Ipoh dan Fakulti Pendidikan Teknikal & Vokasional UPSI Kampus Teluk Intan	2020
6	Engineering, Procurement and Construction (EPC) for Larak and Bakong Development Project	2019
7	Design, build and installation for TTM Phase-2 factory in Kamunting Raya Industrial Park, Taiping	2019
8	Membina dan menyiapkan Kolej Poly-Tech Mara, Mukim Hulu Kinta	2019
9	Primary and further processing plants V5 site and main site, Lumut Port Industrial Park	2019
10	Pembinaan pejabat dan pusat latihan unit komando 69 Pasukan Gerakan Khas, Ulu Kinta	2019
11	Fasa 3 loji rawatan kumbahan serantau dan rangkaian paip pembedungan di Papan, Daerah Kinta	2019
12	Pembinaan blok wanita dan kanak-kanak dan pusat kardiologi Hospital Raja Permaisuri Bainun, Ipoh	2018
13	Membina jambatan Bagan Datuk Daerah Hilir Perak ke Kampung Sejangop, Daerah Perak Tengah	2018
14	Membina dan menyiapkan kerja infrastruktur di Kawasan Industri Vendor Parcel 3, Bandar Proton, Tanjung Malim	2018
15	Projek fasiliti infrastruktur SUKMA 2018	2018
16	Pembinaan loji rawatan kumbahan serantau dan rangkaian paip pembedungan Di Assam Kumbang, Taiping	2018
17	Sebuah kilang 3 tingkat kepada kilang yang sedia ada di Kawasan Perindustrian Gopeng	2018



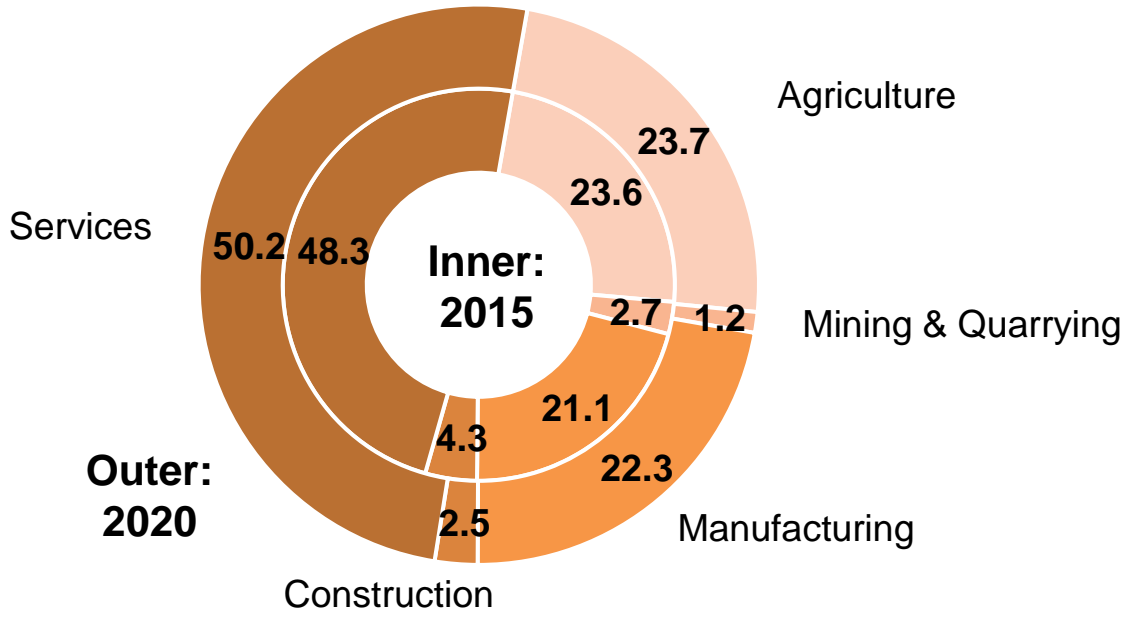
7 Economic Profile: Pahang



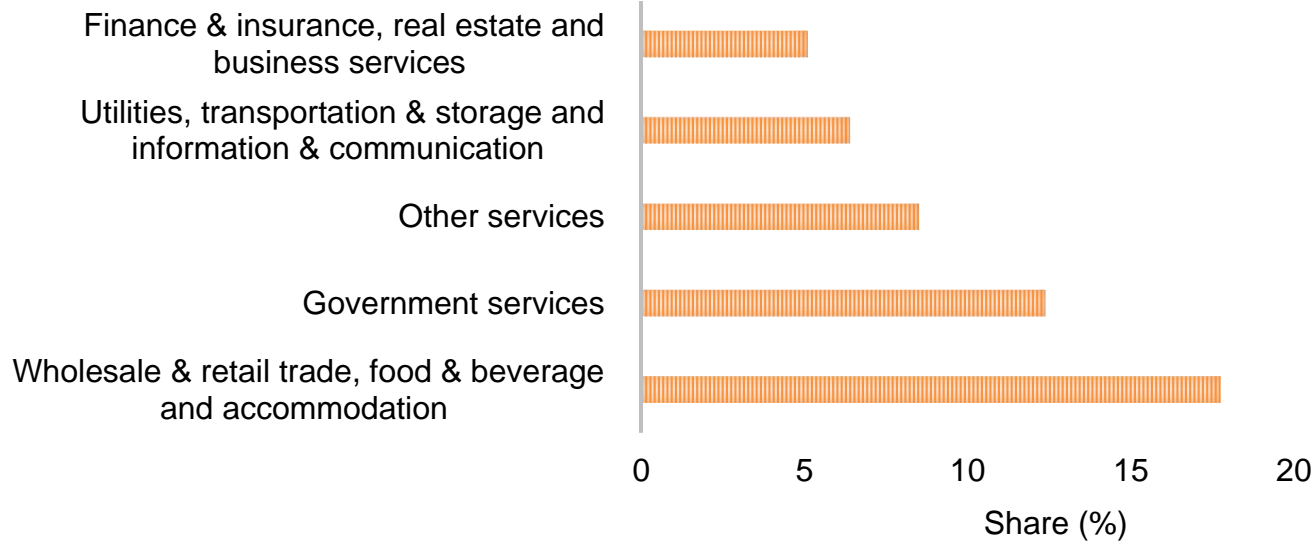
Statistics (2020)

GDP per capita RM	32,791
5-year GDP growth avg % change	2.2
Inflation annual change, %	-1.2
Household income monthly avg, RM	5,144
Population mil	1.7
Labour force % of population aged 15-64	65.8

Economic activities by sector



Services Subsectors



7 Investment opportunities: Pahang



Top investments in 2020:

Industry	Domestic (RM '000)	Foreign (RM '000)	Total (RM '000)
Chemicals & chemical products	84,054	2,582,864	2,666,918
Petroleum products	654,726	979,335	1,634,061
Transport equipment	70,099	102,795	172,894
Food manufacturing	120,944	454	121,398
Drinks & tobacco	15,318	44,462	59,780
Wood & wood products	47,705	4,500	52,205
Paper, printing & publishing	28,544	11,746	40,290
Mineral & non-metallic products	-	23,400	23,400
Electrical & electronic products	13,250	309	13,559
Total	1,034,639	3,749,866	4,784,505

Projects & hotspot areas:






1. Kuantan Port
2. Ganchong Water Treatment Plant
3. Kuantan Port City Development
4. Panching Water Treatment Plant
5. Pekan Automotive Park
6. Gambang Halal Park
7. Pahang Technology Park
8. Chegar Perah Herbal Integrated Cluster Development
9. Rompin Integrated Pineapple Plantation
10. Pekan Agropolitan Project
11. Muadzam Shah Cattle Research & Innovation Centre
12. Kuantan Integrated Fish Processing Park
15. Development of Kuantan Waterfront
16. Development of Pekan Heritage Tourism
17. Kompleks Sukan Ketapang, Pekan

Latest developments

- The ECERDC has successfully attracted RM9.5 bil of committed investments (17.3% of GDP) in 1H 2021.
- China's Nine Dragons Paper, a major paper and paperboard producers in Asia, is investing in **ND Paper Sdn Bhd** in Bentong. The acquisition of an existing pulp and paper mill will involve RM1.2 bil investment.
- Pahang plans to develop an **Aerospace City** in Gebeng beginning 2022 and it is expected to be ready in 2026. It is envisaged to generate RM7.5 bil income annually (13.6% of GDP).

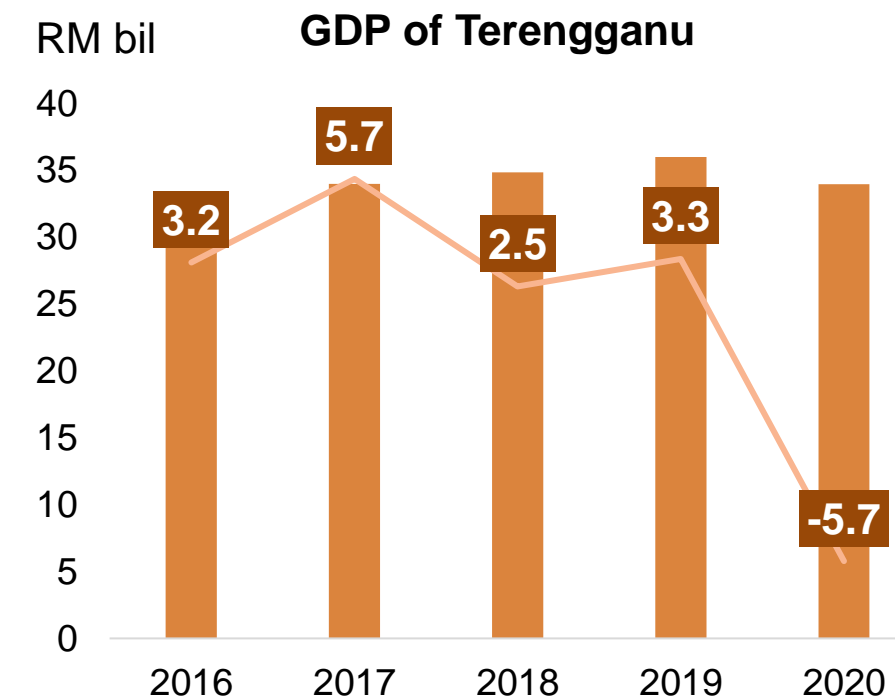



List of completed & progressive infra projects: Pahang

Sector	Number of SME establishments	%
 Agriculture	984	2.6
 Mining & Quarrying	128	0.3
 Manufacturing	1,752	4.7
 Construction	2,240	6.0
 Services	32,469	86.4

No	Project Name	Year
1	Engineering, Procurement, Construction and Commissioning (EPCC) of the East Coast Rail Link Project (ECRL)	2020
2	Menaik taraf jalan persekutuan di Pekan	2020
3	Central Spine Road Pakej 5: Raub ke Bentong	2020
4	Proposed integrated steel mill, MCKIP Kuantan	2020
5	Pembangunan kompleks hotel 33 tingkat dan taman tema dalaman dengan ruang perniagaan, Genting Highlands	2020
6	Projek Perumahan 1 Malaysia (PR1MA), Gambang	2020
7	Pembinaan Maktab Rendah Sains Mara, daerah Bera	2020
8	Procurement , Construction & Commissioning for PC MTBE Flare Improvement Project	2020
9	Projek New Deep Water Terminal di Pelabuhan Kuantan	2019
10	Projek Cadangan mengatasi masalah Bekalan Air Luar Bandar (BALB) Secara National Blue Ocean Strategy (NBOS)	2019
11	Projek Pembinaan Hangar Pesawat Nuri Pasukan Udara Tentera Darat (PUTD)	2019
12	Installation of engineering plastic compounding plant, Gebeng	2019
13	Pembinaan Semula Taman Tema Luar Genting sedia ada kepada Taman Tema 'Twentieth Century Fox World' baru	2018
14	Projek pembangunan bercampur (Resort Pelancongan), Kuantan	2018
15	Projek Hole Coke	2018
16	Captive Power Plant of Malaysia – China Kuantan Industrial Park	2018
17	Pembinaan Genting Premium Outlet	2018
18	Projek penaiktarafan infrastruktur dan utiliti Hibiscus	2018
19	Projek BPC Honeydew	2018
20	Membina dan menyiapkan Maktab Rendah Sains Mara (MRSM) Bandar Bera	2018
21	Pembinaan sebuah jambatan baru merentasi Sungai Kuantan menghubungkan Bandar Kuantan ke Bandar Putra, Tanjung Lumpur	2018

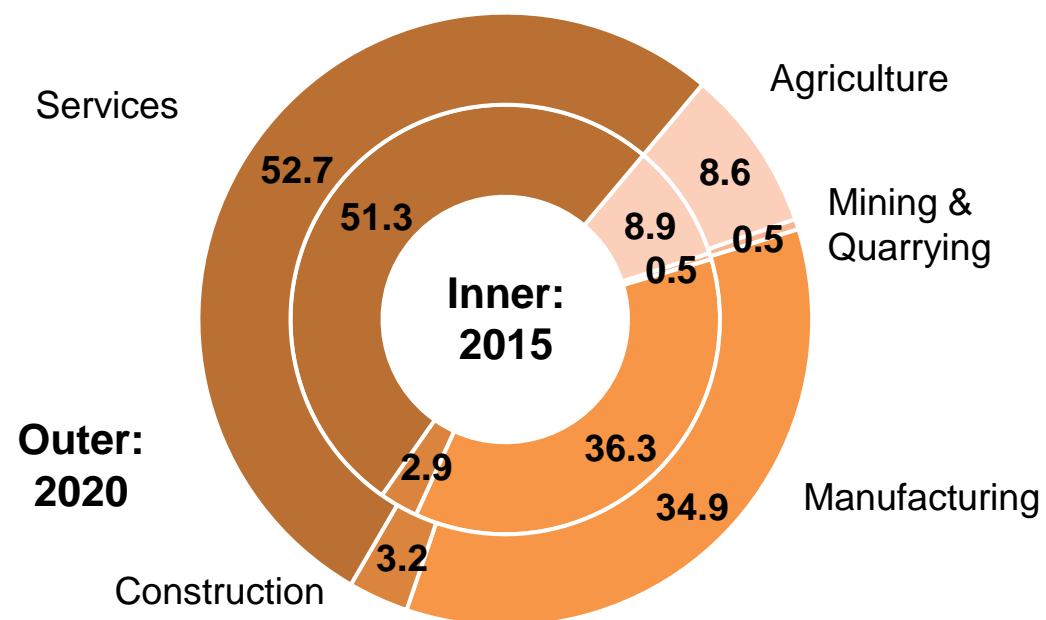
8 Economic Profile: Terengganu



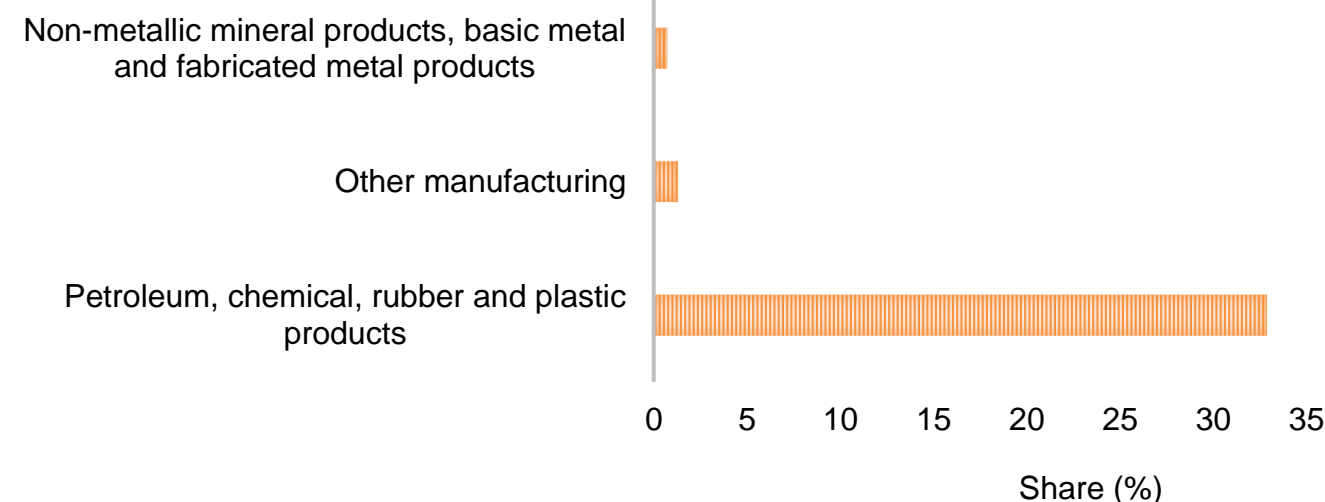
Statistics (2020)

GDP per capita RM	26,981
5-year GDP growth avg % change	1.8
Inflation annual change, %	-1.3
Household income monthly avg, RM	6,051
Population mil	1.3
Labour force % of population aged 15-64	59.4

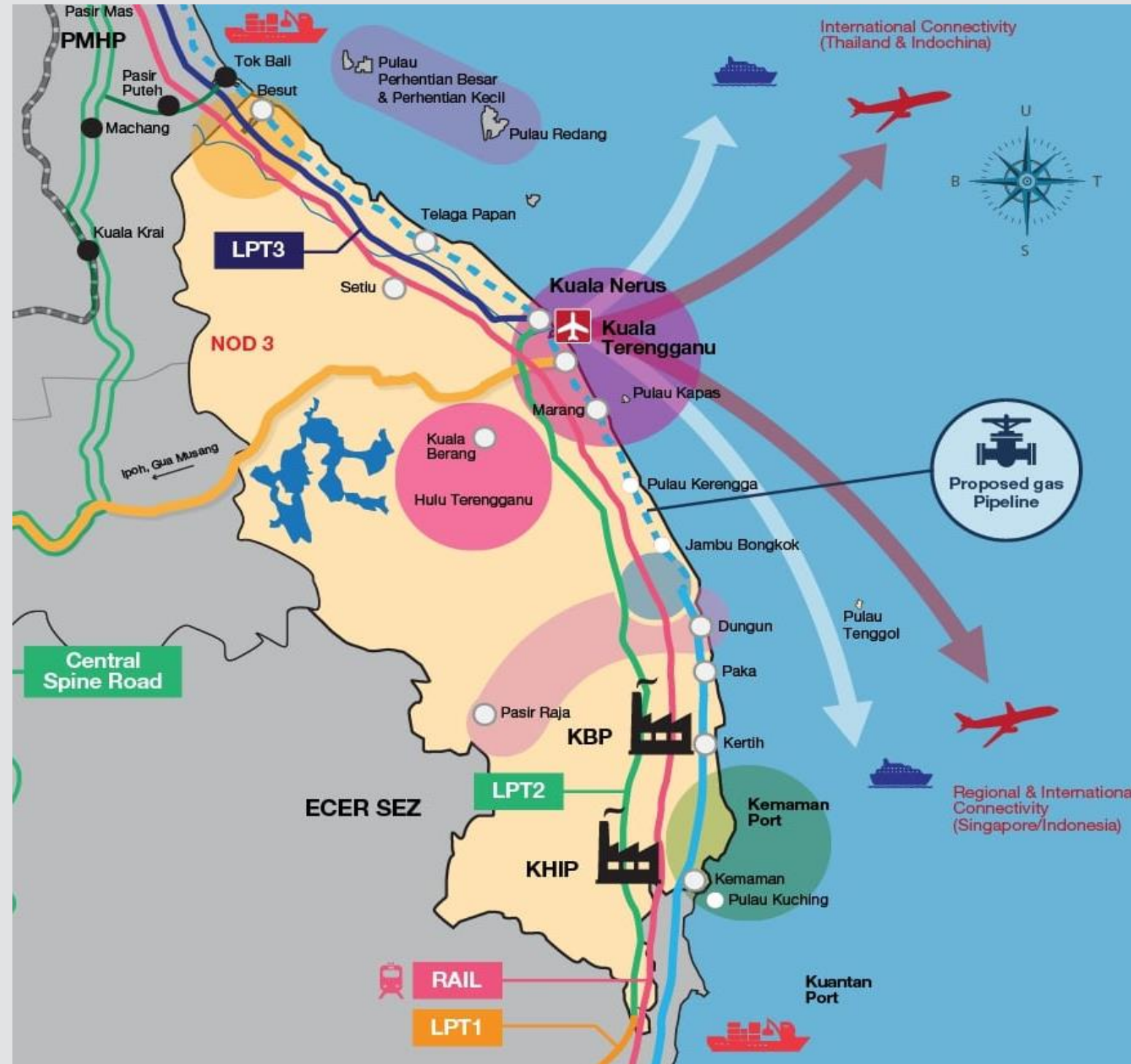
Economic activities by sector



Manufacturing Subsectors



8 Investment opportunities: Terengganu



Top investments in 2020:

Industry	Domestic (RM '000)	Foreign (RM '000)	Total (RM '000)
Petroleum products	-	1,810.0	1,810.0
Chemicals & chemical products	33.2	3.1	36.3
Machinery & equipment	26.7	3.9	30.6
Plastic products	19.4	-	19.4
Food manufacturing	7.1	-	7.1
Textiles and textile products	5.3	-	5.3
Transport equipment	2.7	-	2.7
Total	94.4	1,817.0	1,911.4

Projects & hotspot areas:

1. Kuala Terengganu City Centre
2. Kuala Terengganu Airport – KTCC Road
3. Kerteh Biopolymer Park
4. Kemaman Heavy Industry Park
5. Kuala Berang Sheep Breeding & Innovation Centre
6. Pasir Raja Herbal Integrated Cluster Development
7. Besut-Setiu Agropolitan
8. Telaga Papan Goat Multiplier & Commercial Farm
9. Pulau Perhentian Kecil, Pulau Perhentian Besar, Pulau Kapas, Pulau Lang Tengah & Pulau Redang
10. Dungun Town Coastal Tourism

Latest developments

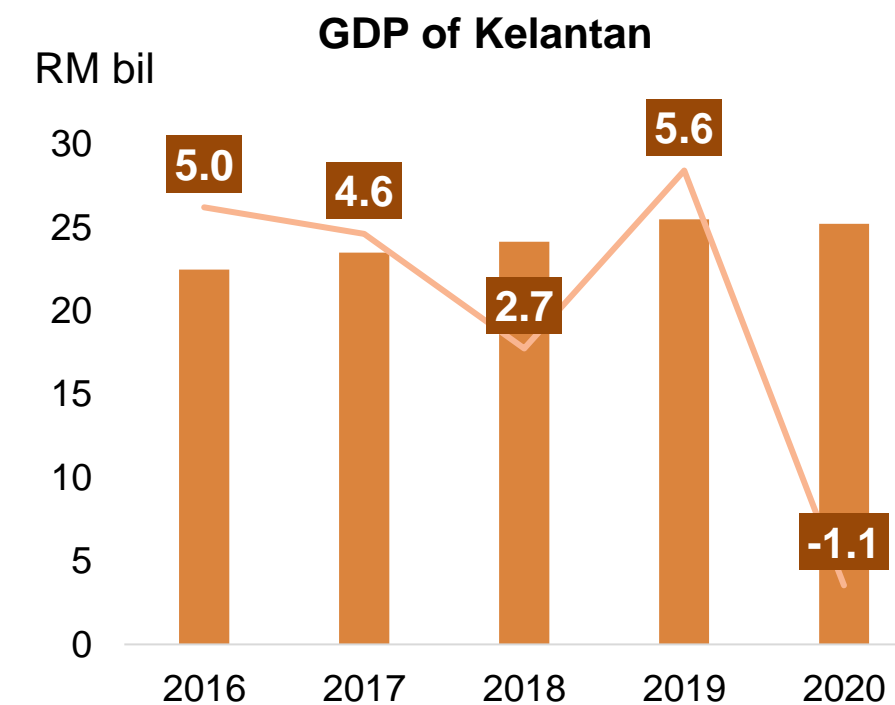

- As at end-June 2021, the ECER had managed to attract investments of RM2.7 bil from the committed target of RM3.9 bil for Terengganu this year (8.0% of GDP).
- The investments are expected to create a total of 3,040 jobs and 214 new entrepreneurial opportunities.
- The ongoing expansion at Phase 3 and Phase 4 of the **Kertih Biopolymer Park**, an integrated industrial park, would enable the state to become a key player in the global industrial biotechnology sector.

List of completed & progressive infra projects: Terengganu

	Sector	Number of SME establishments	%
	Agriculture	185	0.6
	Mining & Quarrying	57	0.2
	Manufacturing	2,010	6.9
	Construction	1,384	4.7
	Services	25,688	87.6

No	Project Name	Year
1	Engineering, Procurement, Construction and Commissioning (EPCC) of the East Coast Rail Link (ECRL) project	2020
2	Mereka bentuk dan membina loji air, tangka servis, pemasangan paip air mentah dan bersih serta retrofitting dan kerja lain bagi Skim Bekalan Air Kuala Terengganu Utara	2020
3	Engineering, Procurement, Construction Commissioning (EPCC) for Plant Rejuvenation Works at Gas Processing Santong (GPS)	2020
4	Pembinaan Pusat Pentadbiran Baru Daerah Kuala Nerus	2020
5	Pembinaan Hospital Pengajar Universiti Sultan Zainal Abidin (UniSZA)	2020
6	Pembinaan Politeknik Besut	2020
7	Photovoltaic Electricity Generation di Merchang	2019
8	Pusat Pentadbiran Baru Daerah Kuala Nerus	2019
9	Projek pemuliharaan Muara Sungai Paka dan Muara Sungai Besut	2019
10	Kejuruteraan, perolehan, pembinaan dan pentauliahan Onshore Terengganu Gas Terminal (TGAST) di Mukim Kerteh	2018
11	Membina dan menyiapkan pintu kawalan pasang surut yang baru menggantikan low wier Pengkalan Nangka sedia ada untuk Skim Pengairan Pengkalan Nangka Besut	2018
12	Pembinaan Kerteh BioPloymer Park	2018

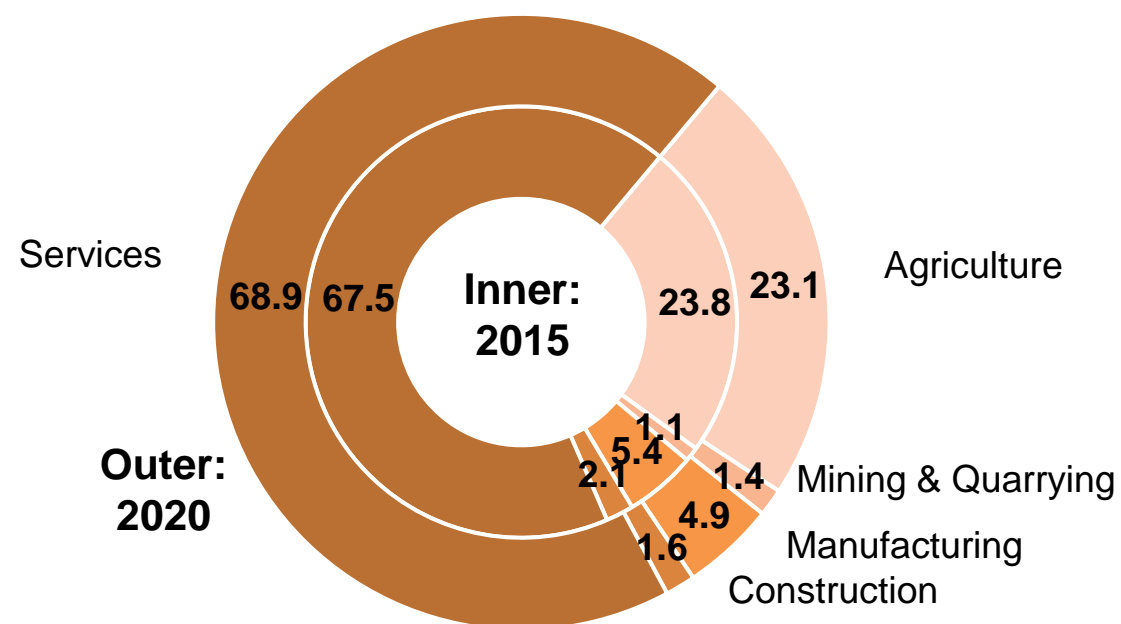
9 Economic Profile: Kelantan



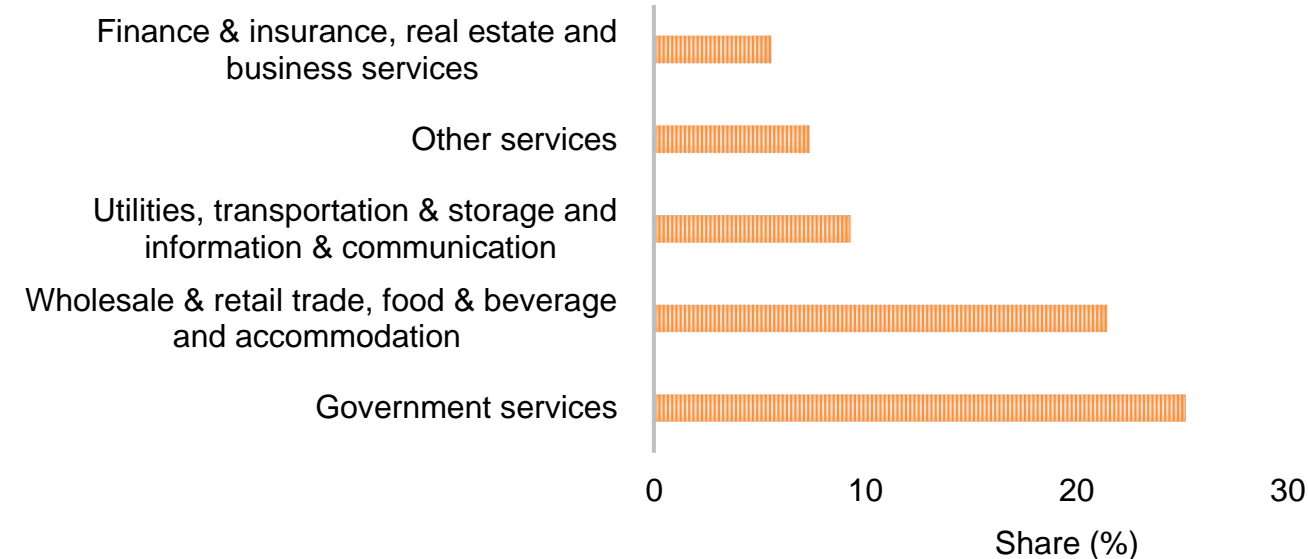
Statistics (2020)

GDP per capita RM	13,240
5-year GDP growth avg % change	3.4
Inflation annual change, %	-1.5
Household income monthly avg, RM	4,411
Population mil	1.9
Labour force % of population aged 15-64	57.9

Economic activities by sector



Services Subsectors



9 Investment opportunities: Kelantan



Top investments in 2020:

Industry	Domestic (RM '000)	Foreign (RM '000)	Total (RM '000)
Chemicals & chemical products	37,140	-	37,140
Wood & wood products	6,714	-	6,714
Total	43,854	-	43,854

- ### Projects & hotspot areas:
1. Pasir Mas Halal Park
 2. Kelar Water Treatment Plant (Phase 1), Pasir Mas
 3. South Kelantan Agropolitan
 4. Tok Bali Integrated Fisheries Park
 5. Pengkalan Kubor Collection Processing & Packaging Centre
 6. IMT-GT Plaza at Bukit Bunga, Tanah Merah
 7. Kampung Laut, Tumpat Redevelopment as a Heritage Tourism Village
 8. Palekbang-Kota Bharu Bridge
 9. Tok Bali Industrial Park
 10. Pulau Suri, Tumpat

Latest developments

- ECER expects Kelantan to attract RM9.5 bil private investments (37.7% of GDP) that will create 26,950 jobs and 19,760 entrepreneurship opportunities by 2025.
- Besides the **Palekbang-Kota Bharu Bridge project**, there are several other major projects.
- Among them are the East Coast Highway 3 (LPT3), the Sultan Ismail Petra Airport upgrading project in Pengkalan Chepa and the upgrading of the Pasir Puteh -Jeli road.

9 SME Profile: Kelantan

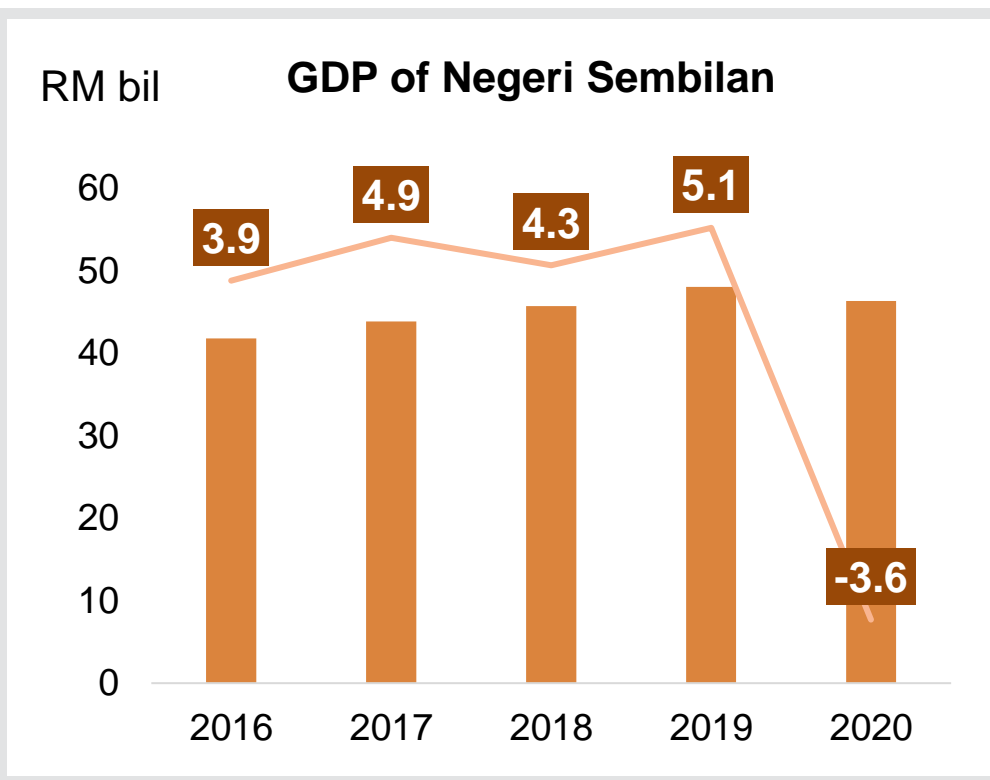
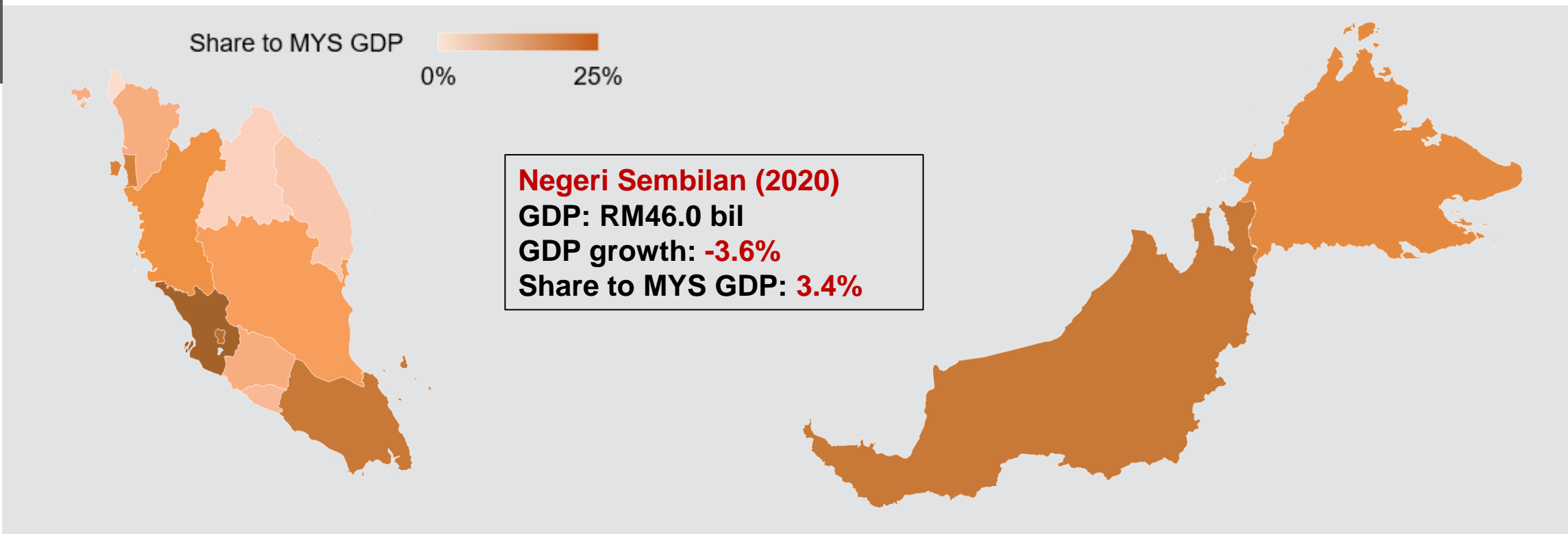
List of completed & progressive infra projects: Kelantan



Sector	Number of SME establishments	%
Agriculture	366	0.8
Mining & Quarrying	73	0.2
Manufacturing	1,830	3.9
Construction	681	1.5
Services	43,668	93.7

No	Project Name	Year
1	Projek pembangunan lembangan sungai Bersepadu Sungai Kelantan Fasa 1	2020
2	Large scale solar photovoltaic energy generating facility, Machang	2020
3	Projek menyiapkan jalan raya melibatkan Simpang Pulai - Lojing - Gua Musang – Kuala Berang	2020
4	Projek pembangunan lembangan sungai bersepadu Sungai Golok Fasa 1	2020
5	Pembinaan bangunan tambahan Hospital Tanah Merah	2020
6	Bangunan baru Ibu Pejabat Polis Daerah (IPD) Jeli	2020
7	Projek pembinaan Rumah Keluarga Angkatan Tentera (RKAT) pelbagai kelas di Kem Sungai Tumbi, Jeli	2020
8	Membina Lebuhraya Kota Bharu ke Kuala Krai, Pakej 2B, Ketereh ke Kok Lanas	2020
9	Engineering, procurement, construction and commissioning contract (EPCC) of the East Coast Rail Link Project (ECRL);	2020
10	Central Spine Road Pakej 3: Gua Musang, Kelantan ke Kampung Relong, Pahang	2020
11	Pembinaan Mydin Wholesale Emporium, Kota Bharu	2019
12	Pembinaan Pangkalan Bekalan Tok Bali, Pasir Puteh	2019
13	Pembinaan Mahkamah Kota Bharu	2019
14	Projek jalan Pasir Mas by pass Fasa 2	2018
15	Pembinaan persimpangan bertingkat (elevated t-junction) di atas lintasan kereta api di Pekan Tanah Merah	2019
16	Pembinaan Ibu Pejabat Polis Daerah (IPD) Pasir Mas	2019
17	Projek PMU 132/33kv Tunjung	2018
18	Skim bekalan air Merbau Chondong Fasa II (Pakej 1), Jajahan Machang	2018
19	Central Spine Road: Membina jalan Kota Bharu ke Kuala Krai, Kelantan, Pakej 1B : Pasir Hor ke Kadok, Kota Bharu	2018
20	Projek membina Lebuhraya Kota Bharu ke Kuala Krai Kelantan, Pakej 2A : Kadok ke Ketereh	2018
21	Pembinaan Hospital Bachok	2018
22	Kerja-kerja pembinaan Istana Kelantan	2018
23	Kompleks Bergading	2018
24	The slope mitigation works at Stesen Jana Elektrik Sultan Ismail Petra Pergau	2018

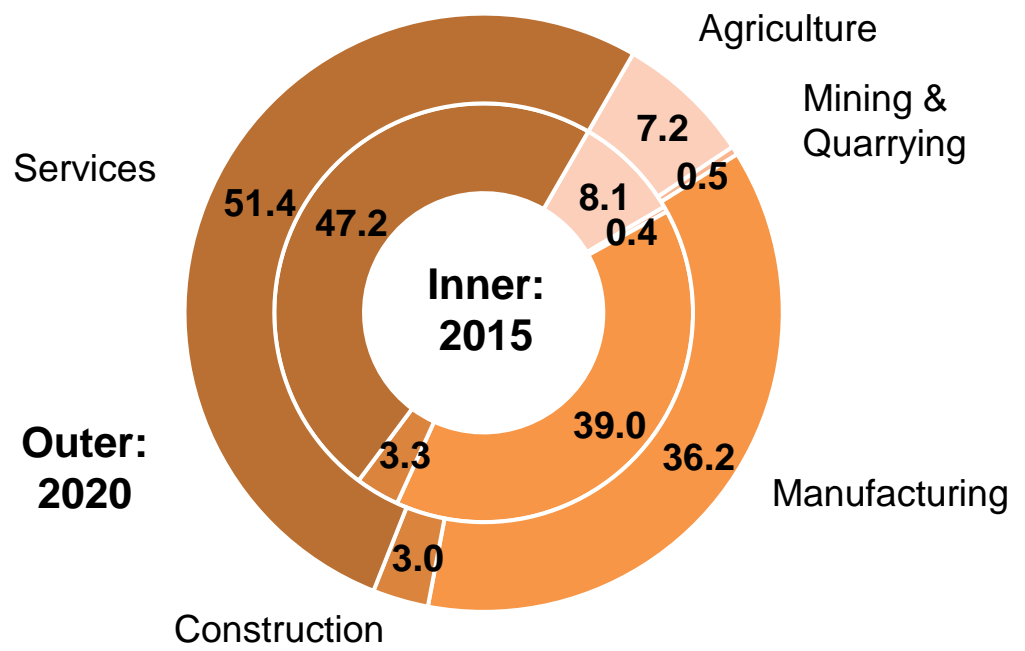
10 Economic Profile: Negeri Sembilan



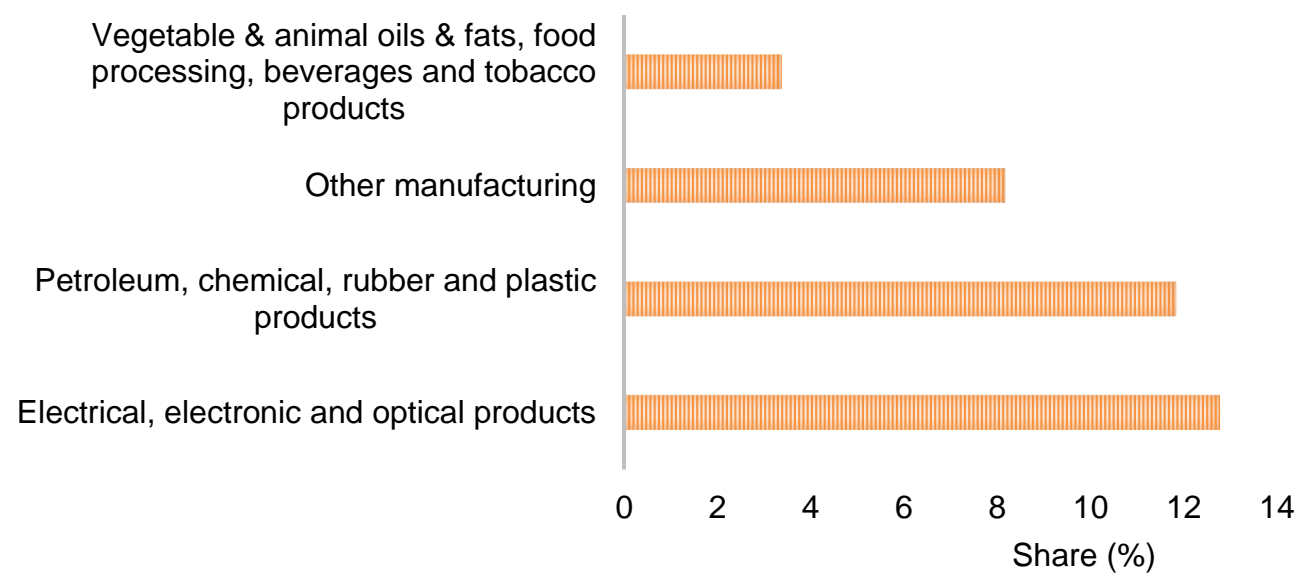
Statistics (2020)

GDP per capita RM	41,087
5-year GDP growth avg % change	2.9
Inflation annual change, %	-1.6
Household income monthly avg, RM	6,184
Population mil	1.1
Labour force % of population aged 15-64	64.1

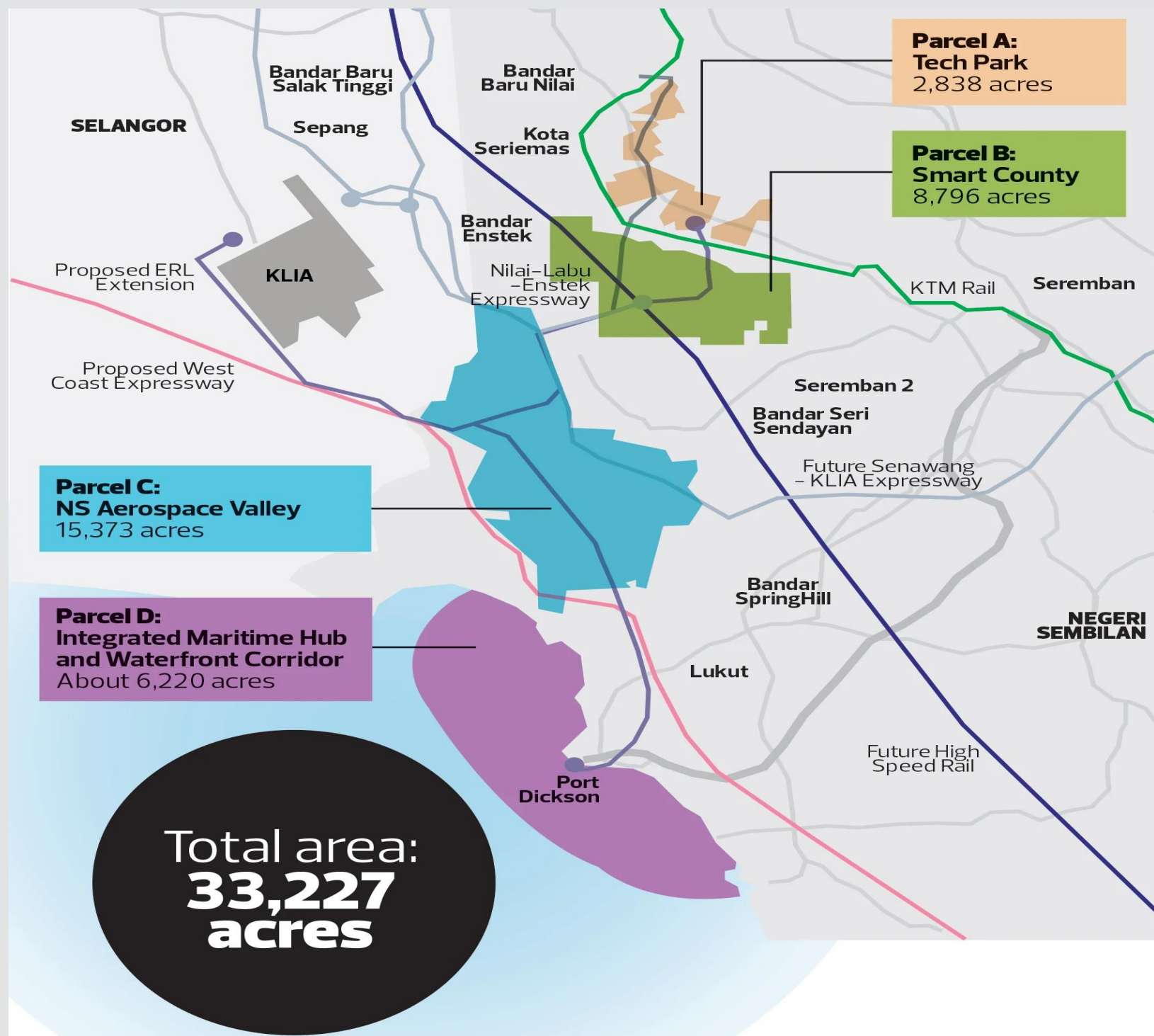
Economic activities by sector



Manufacturing Subsectors



10 Investment opportunities: Negeri Sembilan



Top investments in 2020:

Industry	Domestic (RM '000)	Foreign (RM '000)	Total (RM '000)
Electrical & electronic products	-	1,563,823	1,563,823
Chemicals & chemical products	736,560	689,538	1,426,098
Drinks & tobacco	492,542	891,354	1,383,896
Food manufacturing	350,568	285,805	636,373
Transport equipment	119,071	219,619	338,690
Rubber products	306,440	-	306,440
Mineral & non-metallic products	49,812	83,200	133,012
Machinery & equipment	84,661	33,145	117,807
Textiles & textile products	87,049	300	87,349
Fabric metal products	85,756	-	85,756
Others	75,870	23,438	99,308
Total	2,388,329	3,790,223	6,178,551

Latest developments


- The state government has its own master plan for development until 2045. The targeted gross development value is ~RM468 bil (10 times its GDP).
- The industrial development — Malaysia Vision Valley 2.0 — had some plans laid out. **Parcel A** is where a Tech Park is slated to be built, while the **Parcel B** — a Smart County — comprises a residential development and a transit-oriented development. The **Parcel C** is slated for an aerospace and logistics hub called NS Aerospace Valley and the **Parcel D** will entail the development of an integrated maritime hub and a waterfront corridor.

List of completed & progressive infra projects: Negeri Sembilan

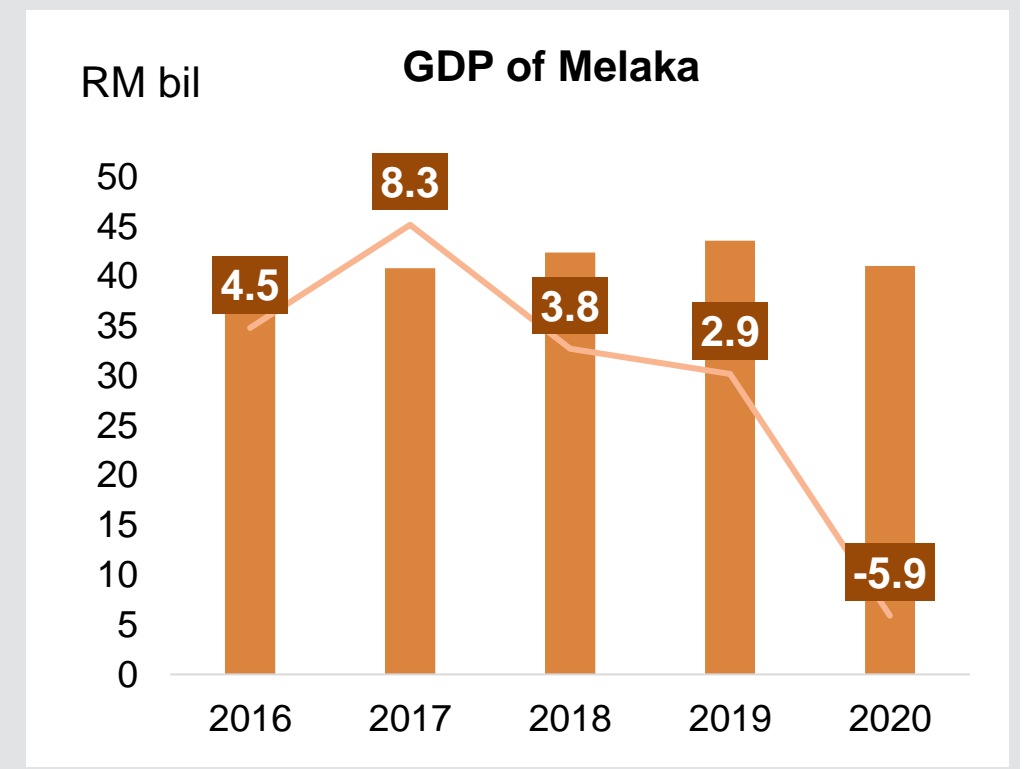
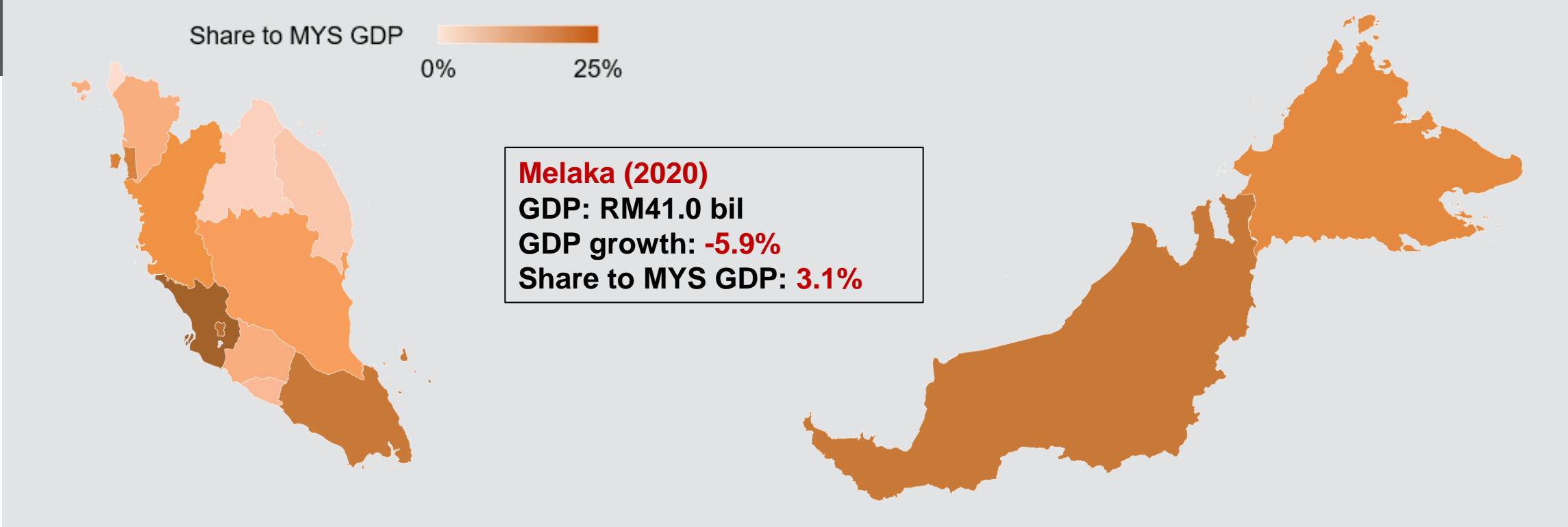


Sector	Number of SME establishments	%
Agriculture	503	1.5
Mining & Quarrying	50	0.2
Manufacturing	1,826	5.6
Construction	2,960	9.0
Services	27,382	83.7

No	Project Name	Year
1	Electrified Double Track daripada Gemas ke Johor Bahru	2020
2	Cadangan projek double circuit transmission line daripada Alor Gajah ke Bahau Selatan	2020
3	Malaysia Vision Valley (MVV): Membina jalan baru dari Nilai - Labu ke Bandar Enstek, Seremban	2020
4	ULSADO project for Petron Port Dickson Refinery	2020
5	Projek PMU 500/275kv Bahau South	2020
6	Kilang baru Ajinomoto, Bandar Enstek	2020
7	Rehabilitation, upgrading of track and associated works between Gemas and Mentakab railway station	2020
8	Engineering, procurement and construction works for the Jimah East Power Coal Fired Power Plant Project, Jimah	2019
9	Malaysia Track 3B Power Plant Project	2019
10	Projek pembinaan Jimah East Power Coal Fired Power Plant	2019
11	Pembangunan International Maritime Gateway, Port Dickson	2019
12	Projek pembinaan perumahan PR1MA Homes Fasa 1, Seremban dan Port Dickson	2019
13	Projek pembinaan Pangkalan Udara Sendayan	2018
14	Pembinaan pusat membeli-belah AEON, Seremban	2018
15	Projek Perumahan Generasi Baharu Felda (PGBF), Gemenchek	2018
16	Engineering, procurement, construction and commissioning (EPCC) of Solar PV Power Plant, Jelevu	2018
17	Kerja menaiktaraf loji rawatan kumbahan Serantau, Seremban	2018
18	Solar photovoltaic generating facility di Rembau	2018

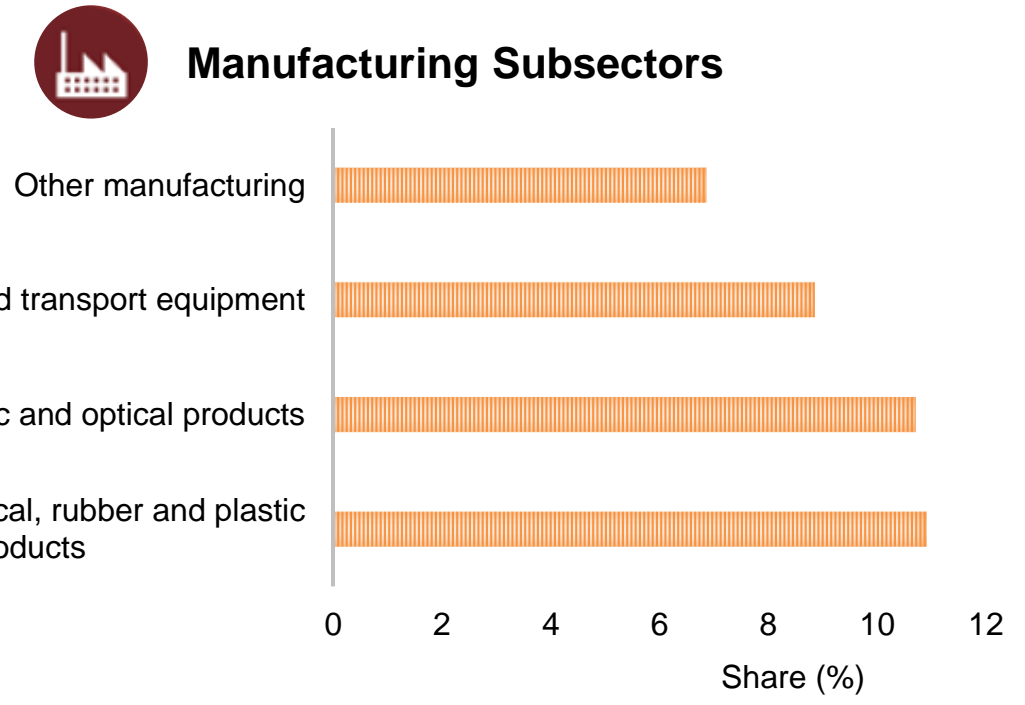
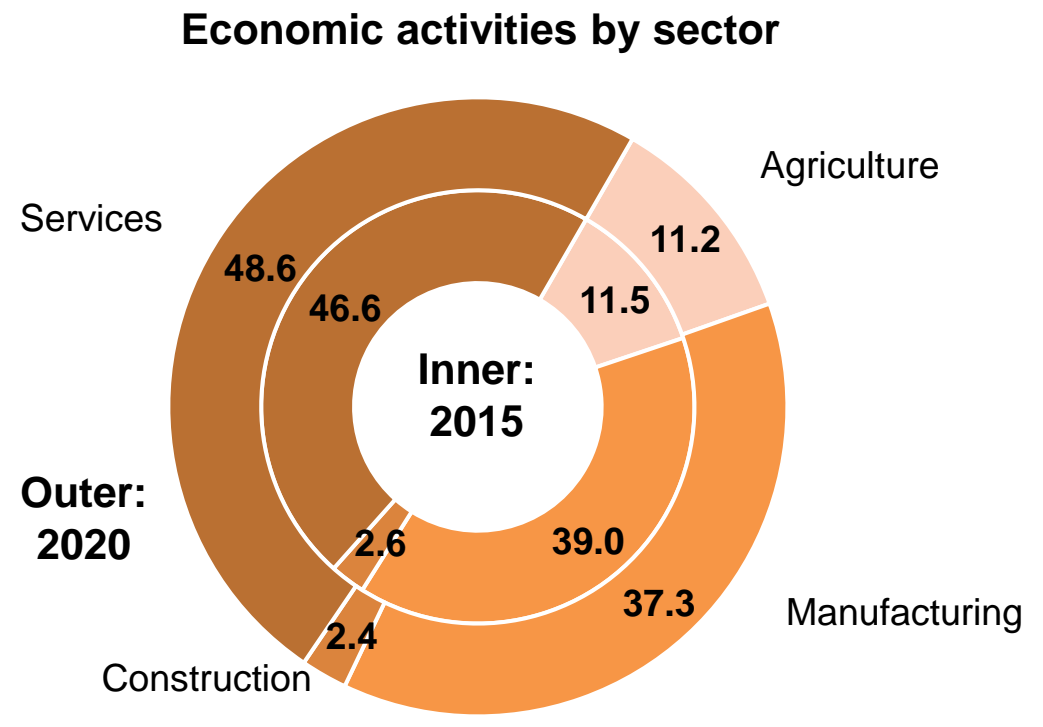


11 Economic Profile: Melaka

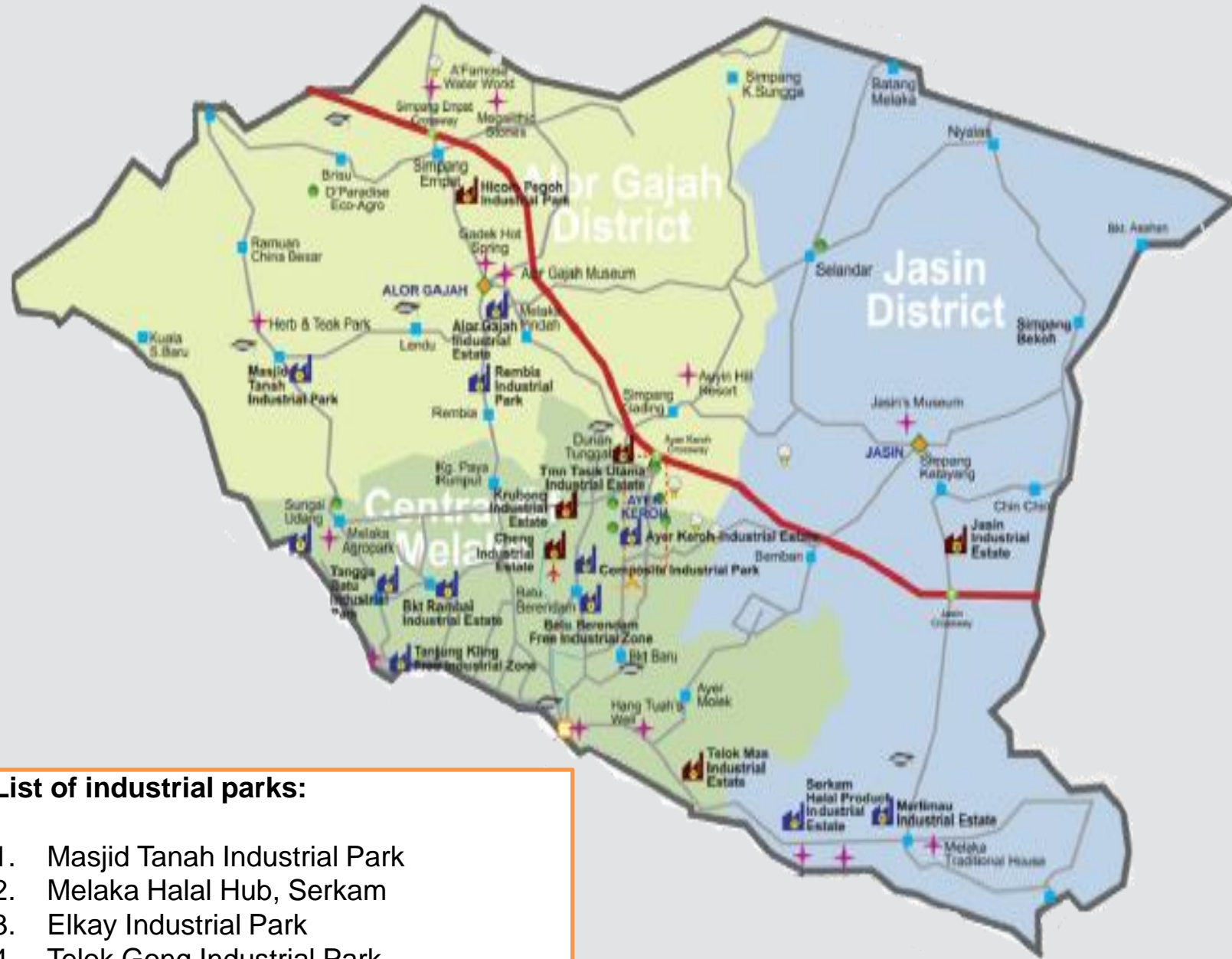


Statistics (2020)

GDP per capita RM	44,032
5-year GDP growth avg % change	2.7
Inflation annual change, %	-1.9
Household income monthly avg, RM	7,186
Population mil	0.9
Labour force % of population aged 15-64	66.2



11 Investment opportunities: Melaka



List of industrial parks:

1. Masjid Tanah Industrial Park
2. Melaka Halal Hub, Serkam
3. Elkay Industrial Park
4. Telok Gong Industrial Park
5. HICOM-Pegoh Industrial Park
6. Jasin Industrial Park Melaka
7. Taman Tasik Utama
8. Industrial Park Bukit Rambai
9. Smart Industrial Centre, Tanjung Minyak
10. Composite Industry, Batu Berendam
11. Melaka Halal Hub, Serkam
12. Melaka World Solar Valley

Top investments in 2020:

Industry	Domestic (RM '000)	Foreign (RM '000)	Total (RM '000)
Electrical & electronic products	188,317	1,070,289	1,258,606
Transport equipment	172,558	58,048	230,605
Petroleum products	167,327	-	167,327
Mineral & non-metallic products	-	141,145	141,145
Paper, printing & publishing	61,926	-	61,926
Rubber products	44,040	-	44,040
Plastic products	21,767	-	21,767
Food manufacturing	9,944	-	9,944
Drinks & tobacco	9,522	-	9,522
Fabric metal products	4,633	-	4,633
Others	3,917	2,672	6,589
Total	683,951	1,272,153	1,956,104

Latest developments

- The state government launched a new high-impact economic corridor, **Melaka Waterfront Economic Zone (M-WEZ)**. The M-WEZ would attract over RM100 bil global investments (243.7% of GDP) over a 15-year period and create more than 20,000 jobs annually, It will also contribute **RM3 bil-RM4 bil, or about 5%, to the state's GDP by 2035**.
- This is set to boost the **maritime sector**. It would also have new areas dedicated **to tourism products**, duty-free zones, shopping malls, offices, hotels, residences and Industrial Revolution 4.0 industries.
- The state expects new investments to reach **RM5 bil in 2021 (12.2% of GDP)**, including that of **Infineon Technologies**, which has pledged to invest RM3.25 bil in Malaysia, particularly in Melaka until 2029.



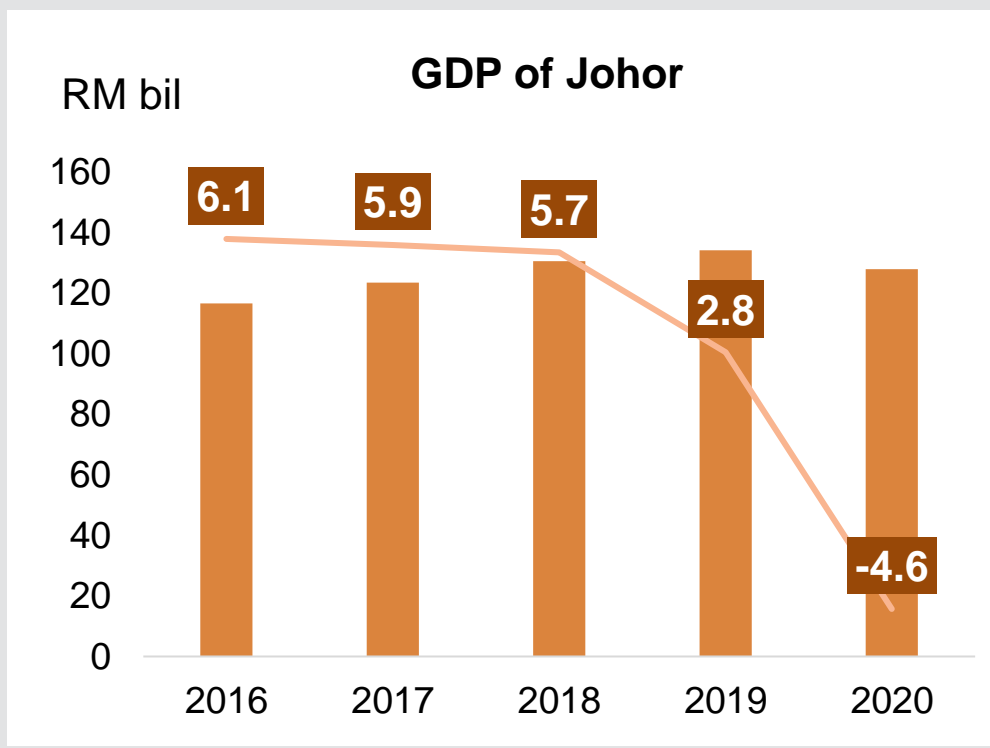
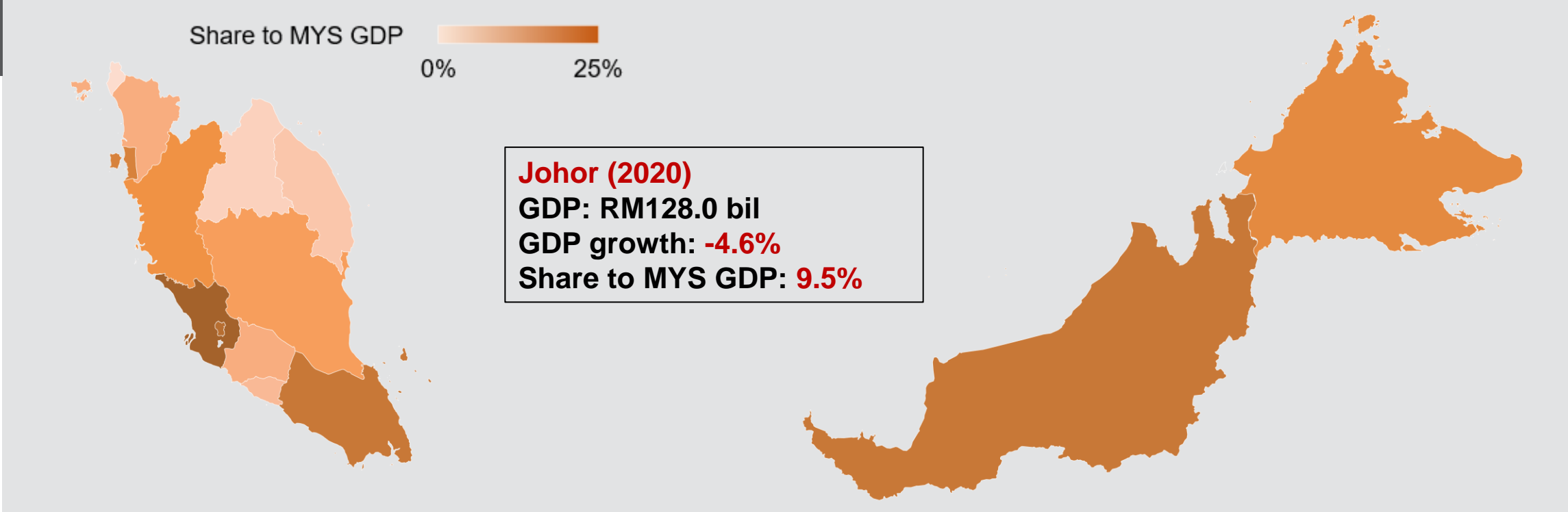
List of completed & progressive infra projects: Melaka



Sector	Number of SME establishments	%
Agriculture	452	1.4
Mining & Quarrying	17	0.1
Manufacturing	1,479	4.7
Construction	1,437	4.6
Services	27,976	89.2

No	Project Name	Year
1	Projek Combined Cycle Gas Turbine Power Plant, Alor Gajah	2020
2	Pembinaan rangkaian paip pembedungan di Bandaraya Melaka-Batu Berendam	2020
3	Kerja-kerja pembinaan PMU 132/33kV Pulau Melaka GIS	2020
4	Pembinaan loji rawatan kumbahan serantau Bandaraya Melaka	2020
5	Pembinaan bangunan pejabat Yayasan Melaka	2019
6	Pembangunan unit perumahan PR1MA, Durian Tunggal dan Alor Gajah	2019
7	Pembinaan persimpangan Peringgit dan persimpangan MITC - menaiktaraf Jalan Ayer Keroh ke Bandar Melaka	2019
8	Projek Combined Cycle Gas Turbine Power Plant	2019
9	Pembinaan rangkaian paip pembedungan di Bandaraya Melaka-Batu Berendam;	2019
10	Projek melibatkan pembinaan Melaka Gateway	2019
11	Projek berkaitan kerja-kerja mekanikal di Malaysia Refining Company	2019
12	Fasa 1 pembinaan persimpangan Peringgit dan persimpangan MITC - Menaik taraf Jalan Ayer Keroh ke Bandar Melaka;	2018
13	Projek pengubahsuaian AEON Bandaraya Melaka	2018

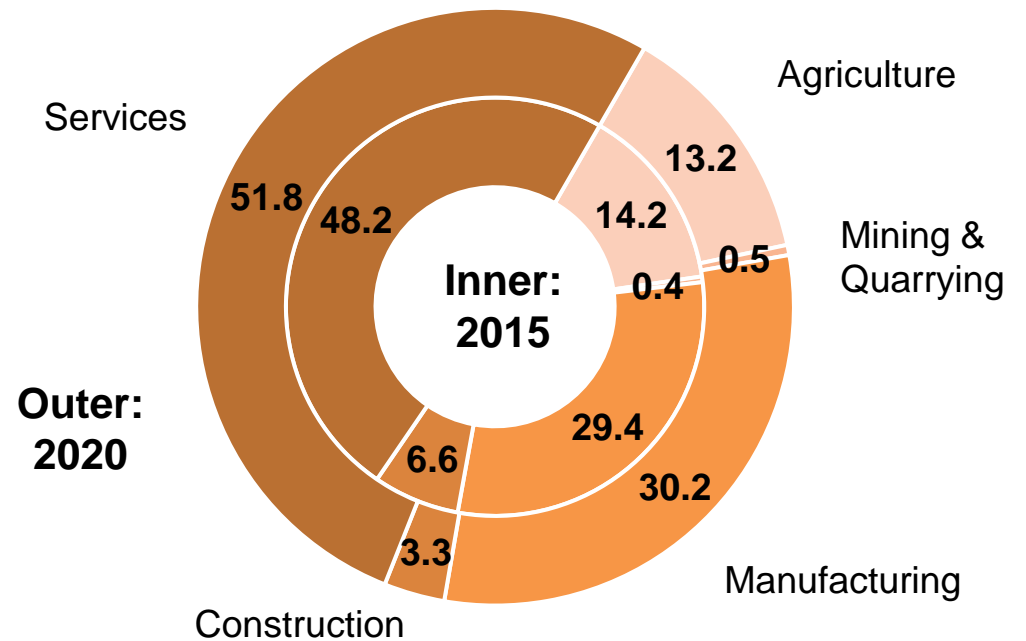
12 Economic Profile: Johor



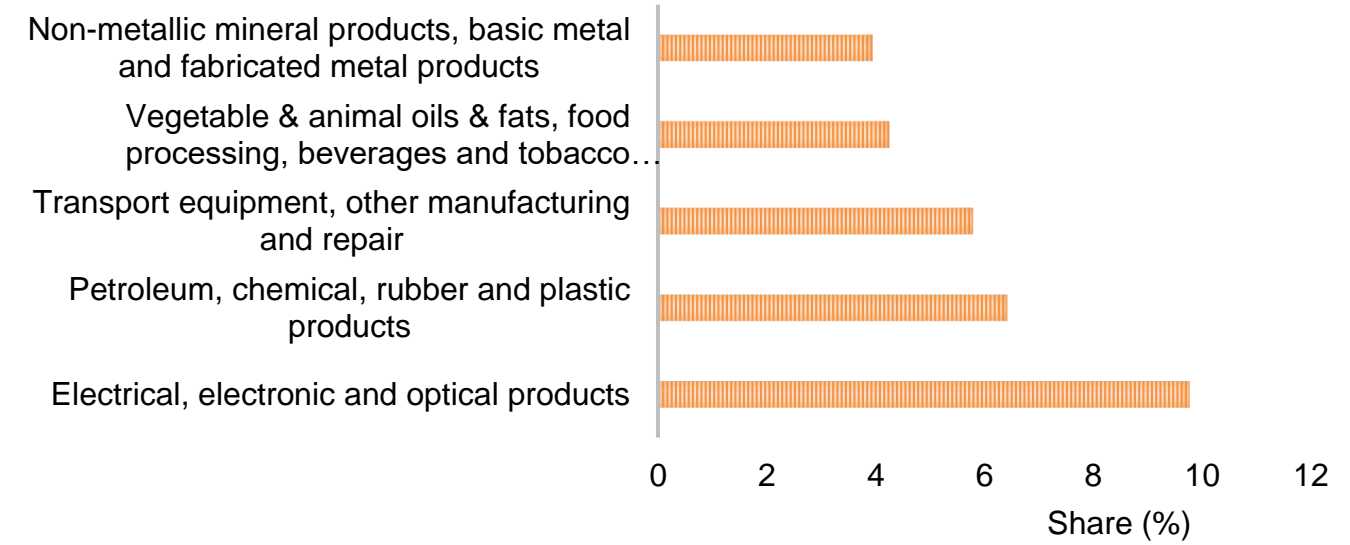
Statistics (2020)

GDP per capita RM	33,930
5-year GDP growth avg % change	3.2
Inflation annual change, %	-1.4
Household income monthly avg, RM	7,264
Population mil	3.8
Labour force % of population aged 15-64	70.4

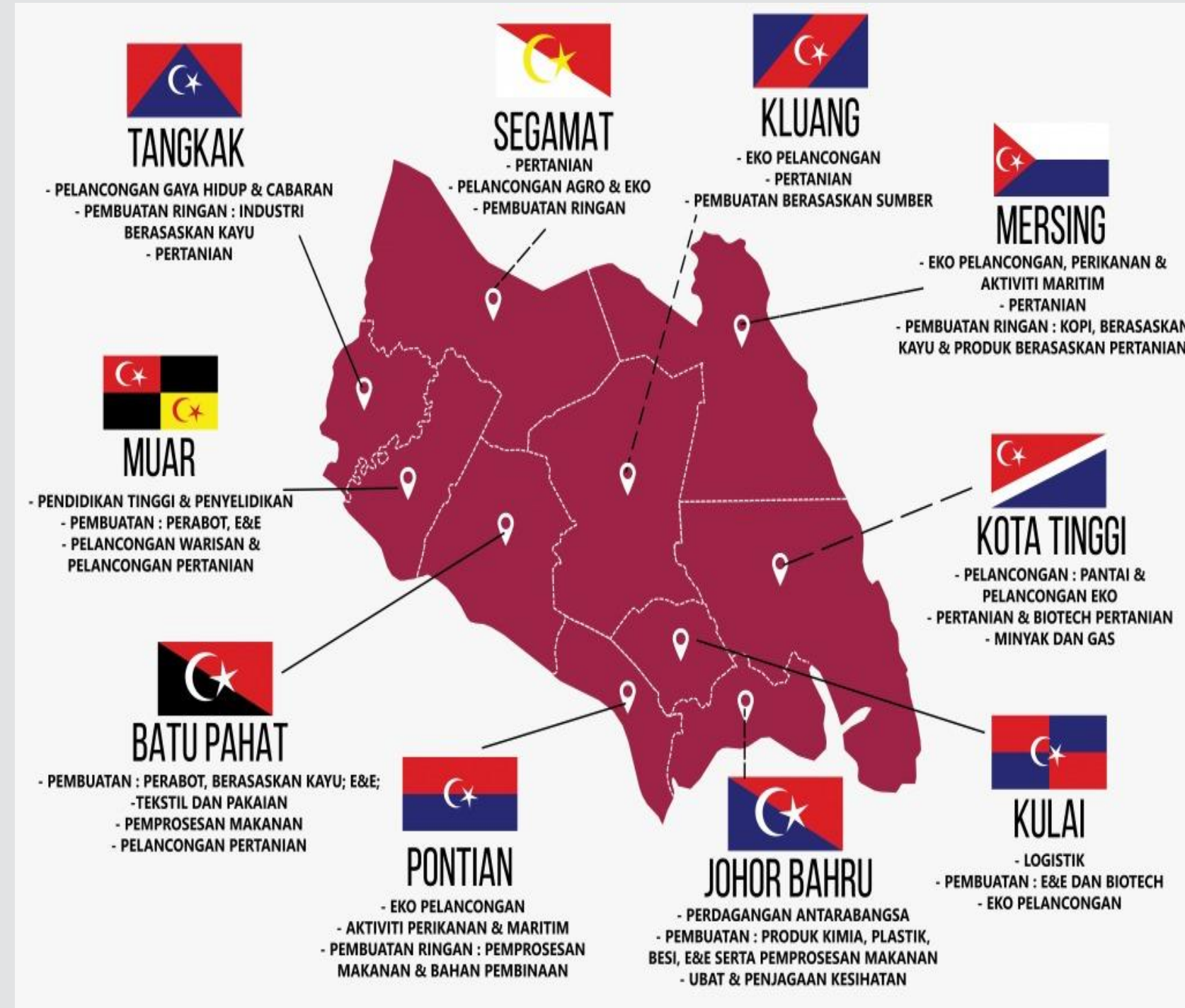
Economic activities by sector



Manufacturing Subsectors



12 Investment opportunities: Johor



Top investments in 2020:

Industry	Domestic (RM '000)	Foreign (RM '000)	Total (RM '000)
Transport equipment	118,869	1,184,526	1,303,395
Electrical & electronic products	79,989	862,952	942,941
Machinery & equipment	379,463	429,295	808,758
Textiles & textile products	554,194	45,600	599,794
Fabric metal products	220,066	282,390	502,457
Furniture & equipment	255,294	226,838	482,132
Mineral & non-metallic products	106,344	371,210	477,554
Chemicals & chemical products	146,116	276,218	422,334
Food manufacturing	234,465	156,363	390,828
Basic metal products	221,049	100	221,149
Others	263,685	369,311	632,996
Total	2,579,534	4,204,802	6,784,337

Latest developments

- Iskandar Malaysia’s total cumulative recorded investment reached RM341.4 bil since 2006 (266.6% of GDP), of which, **61% has been realised** to date.
- In Jan-Apr 2021, it has completed investment projects worth RM7.33 bil (5.7% of GDP), with domestic investors accounting for 20% and foreign investors accounting for the remaining 80%.
- Starting 2022, Iskandar Investment Bhd, will focus on attracting investments in **agriculture technology and emerging technology** such as drones, blockchain, artificial intelligence and virtual reality.

List of completed & progressive infra projects: Johor

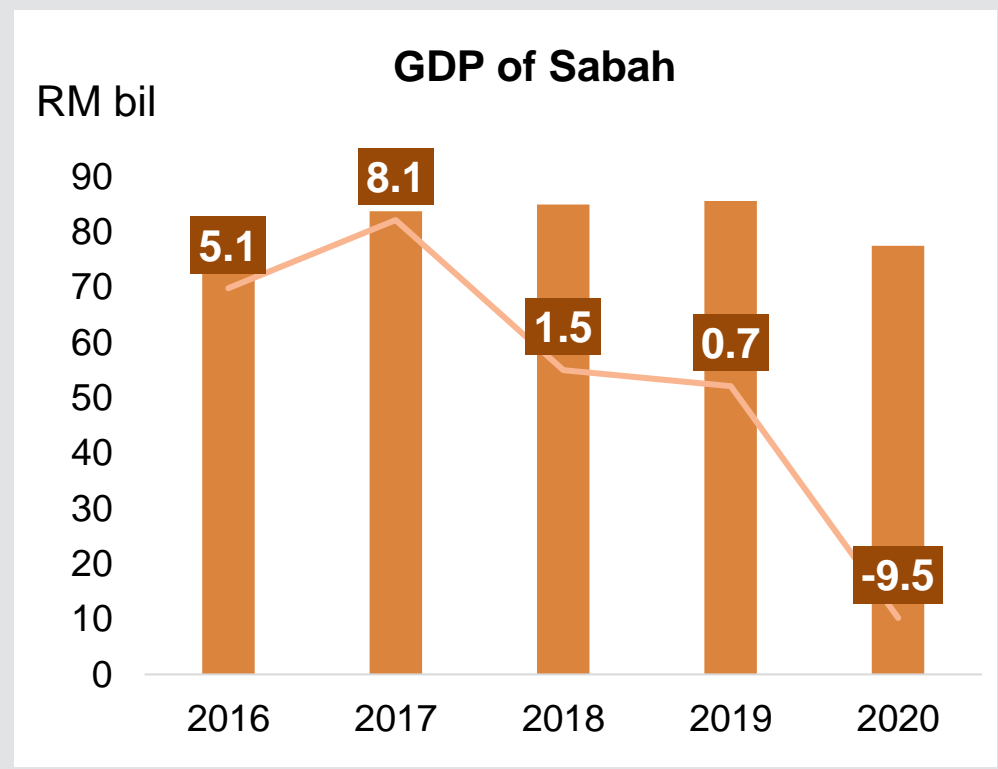



Sector	Number of SME establishments	%
Agriculture	1,772	1.8
Mining & Quarrying	90	0.1
Manufacturing	7,787	0.0
Construction	4,733	4.8
Services	83,808	85.4

No	Project Name	Year
1	Pembinaan kompleks bersepadu Pengerang yang merangkumi Pembangunan Bersepadu Penapisan Minyak dan Petrokimia (RAPID), melibatkan projek: Polypropylene units, Flexi HDPE Plant, Tank terminal facility dan Dredging works (Marine facilities)	2020
2	Engineering, Procurement, Construction, Installation and Commissioning (EPCIC) of Central Processing Platform (CPP) for Bokor Re-development Project	2020
3	Projek Combined Cycle Gas Turbin (CCGT) bagi stesen janakuasa di Pasir Gudang	2020
4	Mina Works for Phase Two (E5 Land) of R&F Tanjung Puteri	2020
5	Engineering, Procurement, Construction, Installation and Commissioning (EPCIC) for Bekok Oil Project	2020
6	Engineering, procurement & construction of Tank Farm Facilities di Tanjung Bin	2020
7	Non-revenue water reduction project for the period of two years	2020
8	Pembinaan kompleks bersepadu Pengerang yang merangkumi Pembangunan Bersepadu Penapisan Minyak dan Petrokimia (RAPID), melibatkan projek: Package 6A Ildpe, Refrigerated Gaseous Tank Facility For The Ethylene And Propylene dan Additional Olefins Storage Facilities	2019
9	Engineering, Procurement, Construction and Commissioning (EPCC) of Solid Product Jetty and associated handling facilities (SPJ), Tanjung Setapa	2019
10	Large scale solar photovoltaic power plant, Kota Tinggi	2019
11	Pembinaan TDAE Norman 346 Production Plant	2019
12	Tank Farm Facilities, Tanjung Bin	2019
13	Sewage Treatment Plant (STP2) Works for CGPV Golf Project, Mukim Tanjung Kupang	2019
14	Pembinaan bangunan pejabat Majlis Bandaraya Iskandar Puteri	2019
15	Pembinaan Loji Rawatan Air (LRA) Kahang yang baharu dan sistem agihan air dari LRA Kahang ke Bandar Kluang	2018
16	Pembangunan "The Desa Desaru" dan Westin Desaru Resort	2018
17	Mina Works for Phase Two (E5 Land) of R&F Tanjung Puter	2018

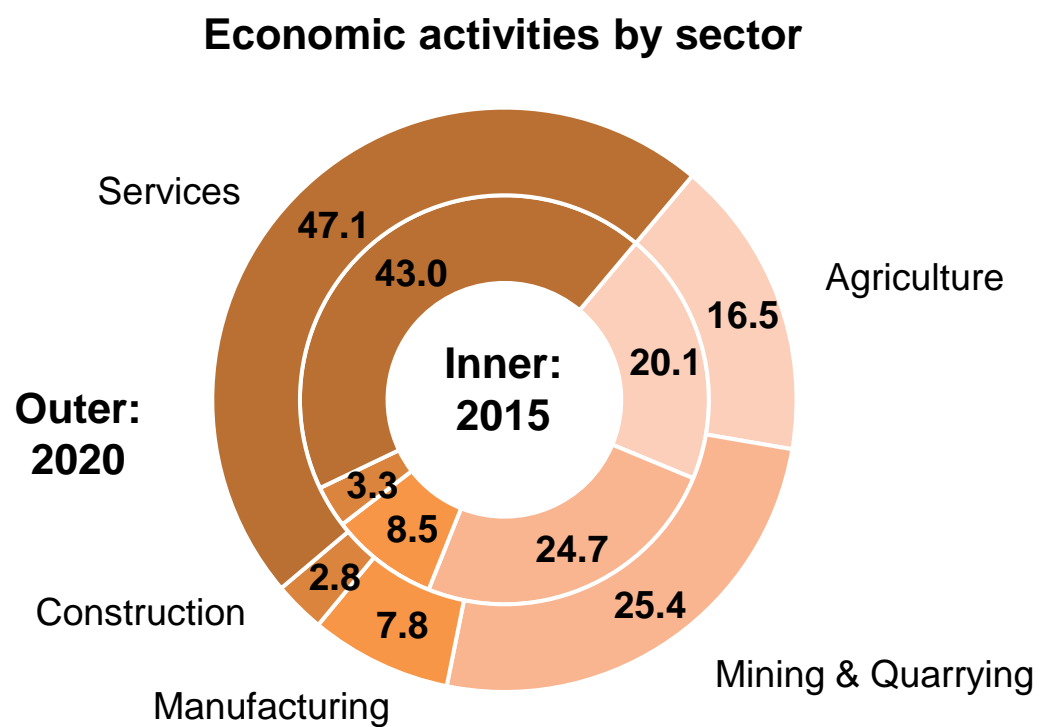


13 Economic Profile: Sabah

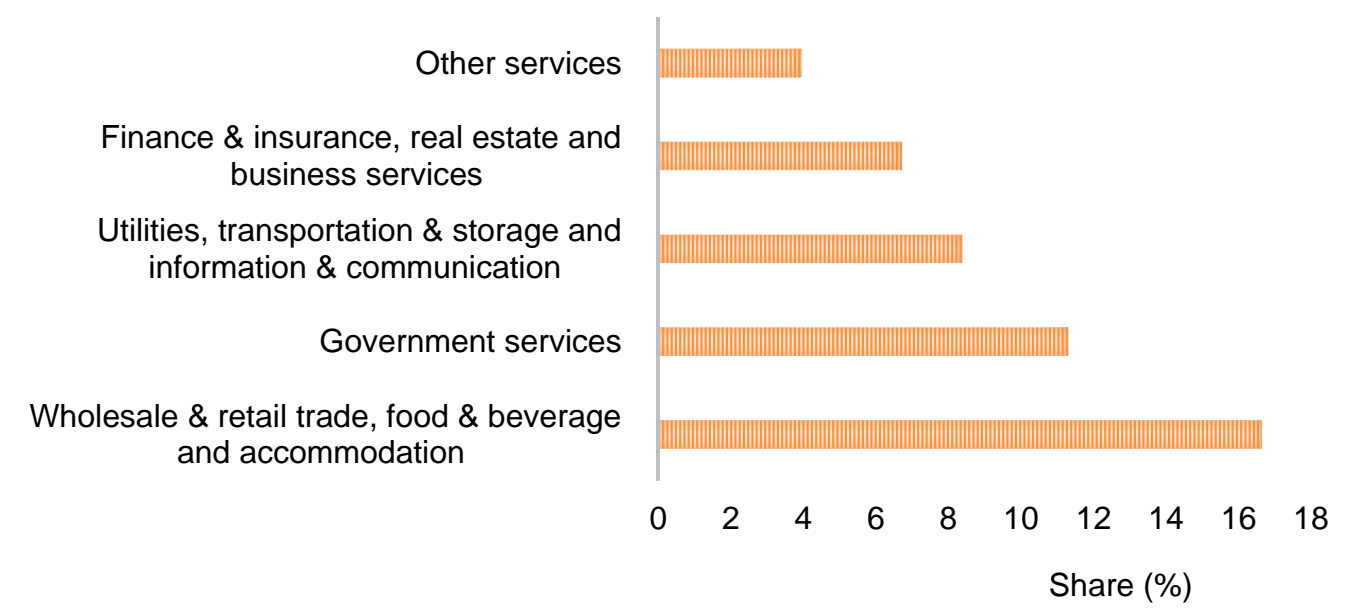


Statistics (2020)

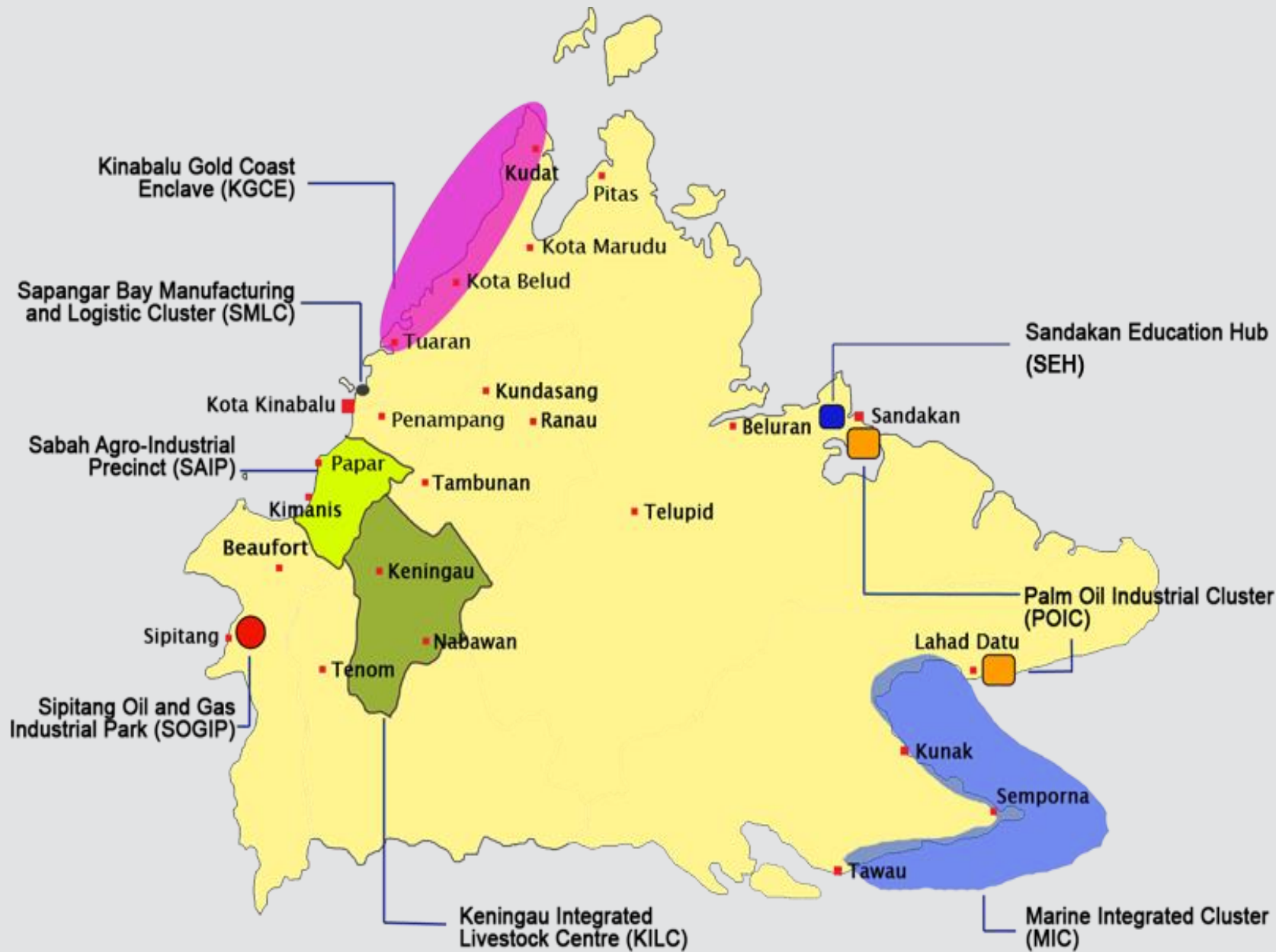
GDP per capita RM	19,961
5-year GDP growth avg % change	1.2
Inflation annual change, %	-1.9
Household income monthly avg, RM	5,215
Population mil	3.9
Labour force % of population aged 15-64	70.0



Services Subsectors



13 Investment opportunities: Sabah



* Shipbuilding and Repair Precincts' incentives is applicable through out Sabah

Top investments in 2020:

Industry	Domestic (RM '000)	Foreign (RM '000)	Total (RM '000)
Petroleum products	11,655,510	-	11,655,510
Drinks & tobacco	108,283	-	108,283
Fabric metal products	58,070	-	58,070
Transport equipment	33,978	-	33,978
Plastic products	28,470	-	28,470
Food manufacturing	27,961	-	27,961
Wood & wood products	27,440	-	27,440
Chemicals & chemical products	2,520	11,479	13,999
Total	11,942,232	11,479	11,953,711

Latest developments

- Sabah secures RM4.2 bil investments (5.4% of GDP) to **manufacture copper foil for batteries**. Some 400 jobs will be created. **Kota Kinabalu Industrial Park Sdn Bhd** and **South Korea's SK Nexilis Malaysia Sdn Bhd** has signed a land lease agreement.
- The state's **dairy cattle industry** is expected to grow exponentially with the **Keningau Integrated Livestock Centre** running in full gear under the newly established **Desa Keningau Livestock Industries Sdn Bhd**. The total capital investment required for the development was estimated at RM118 million, divided into two phases.

List of completed & progressive infra projects: Sabah

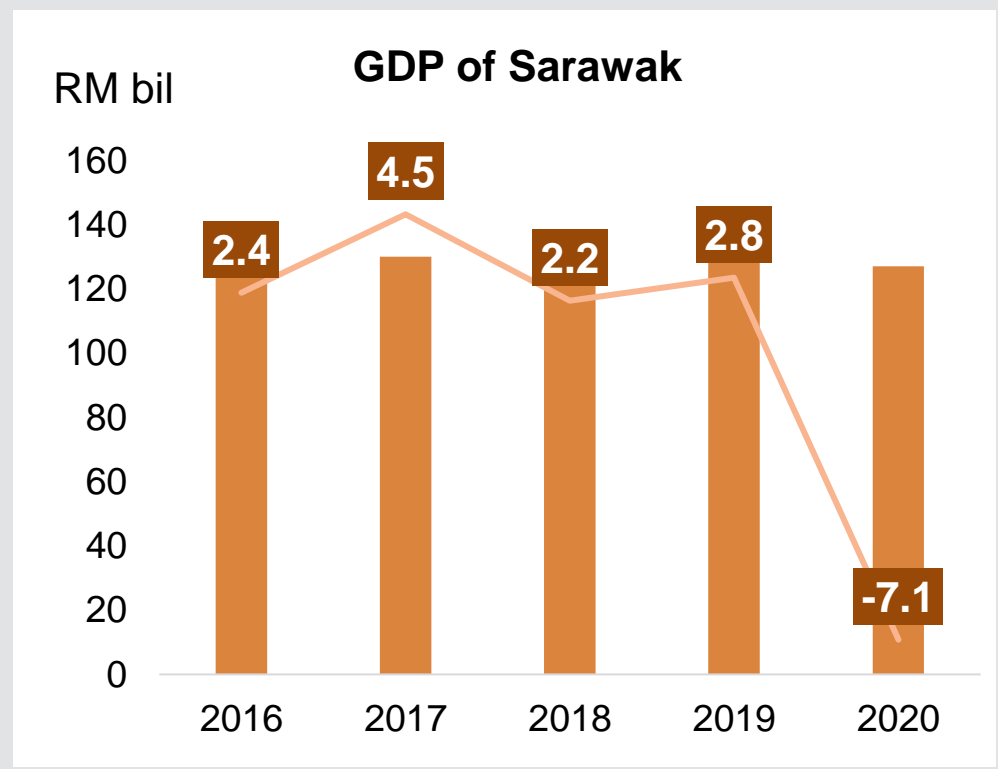



Sector	Number of SME establishments	%
Agriculture	1,634	2.9
Mining & Quarrying	54	0.1
Manufacturing	1,751	3.1
Construction	2,457	4.4
Services	49,808	89.4

No	Project Name	Year
1	Projek Lebuhraya Pan Borneo, antaranya melibatkan pembinaan: dari Putatan ke Inanam, dari Bongawan ke Papar, dari Sindumin ke Kg. Melalia, dari Kg. Lot M ke Sandakan, dari Inanam ke Sepanggar	2020
2	Concession agreement in relation to the maintenance of state JKR sealed roads (Routine maintenance & periodic maintenance)	2020
3	Engineering, procurement & construction of the Telekosang Hydropower project at Sungai Telekosang Basin, Tenom	2020
4	Projek penswastan penggredan dan penyelenggaraan jalan raya - jalan raya (Qualified State Roads) Majlis-Majlis Perbandaran dan Daerah di Sabah	2020
5	Projek pembinaan loji rawatan air Kundasang	2020
6	Projek bekalan air luar Bandar (BALB), Kuala Penyu	2020
7	Resort hotel di Pantai Dalit, Tuaran	2019
8	Engineering, design, procurement, construction and offshore installation of subsea system for Gumusut Kakap Phase 2	2019
9	Pembinaan 460 unit kondominium termasuk town villa, Kota Kinabalu	2019
10	Turnkey contract for the project known as the 48MWac Large Scale Solar (LSS) Project, Kudat	2018
11	Projek pengukuhan sistem pembahagian elektrik melalui pembinaan PPU Kent 33kv, Tuaran	2018
12	Projek pembinaan kondominium di Kota Kinabalu dan Penampang	2018

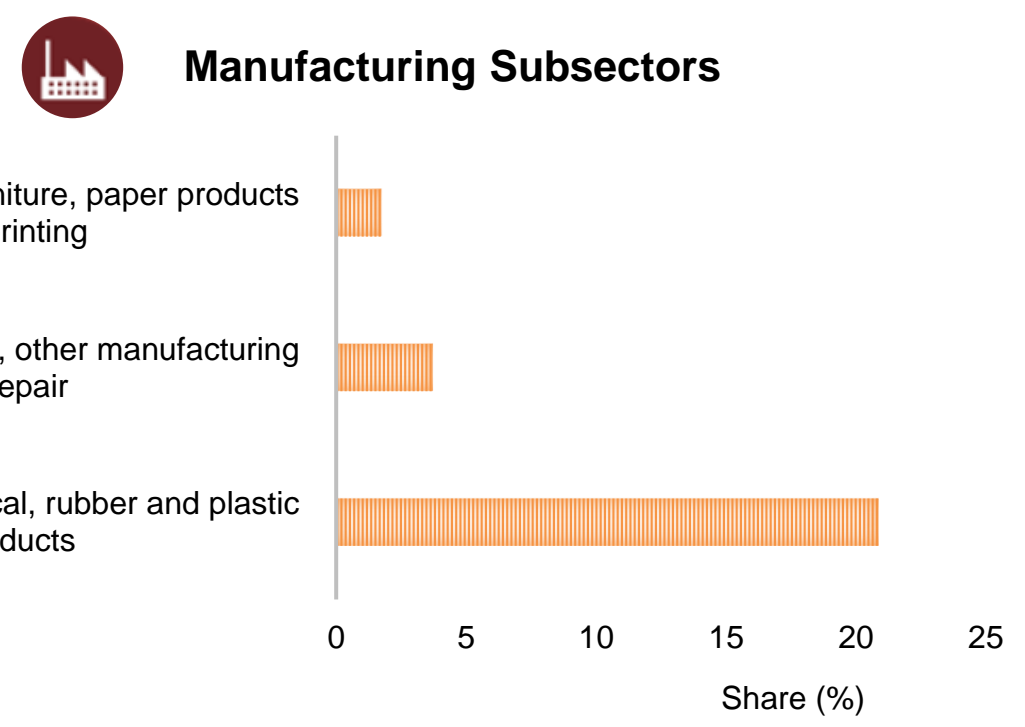
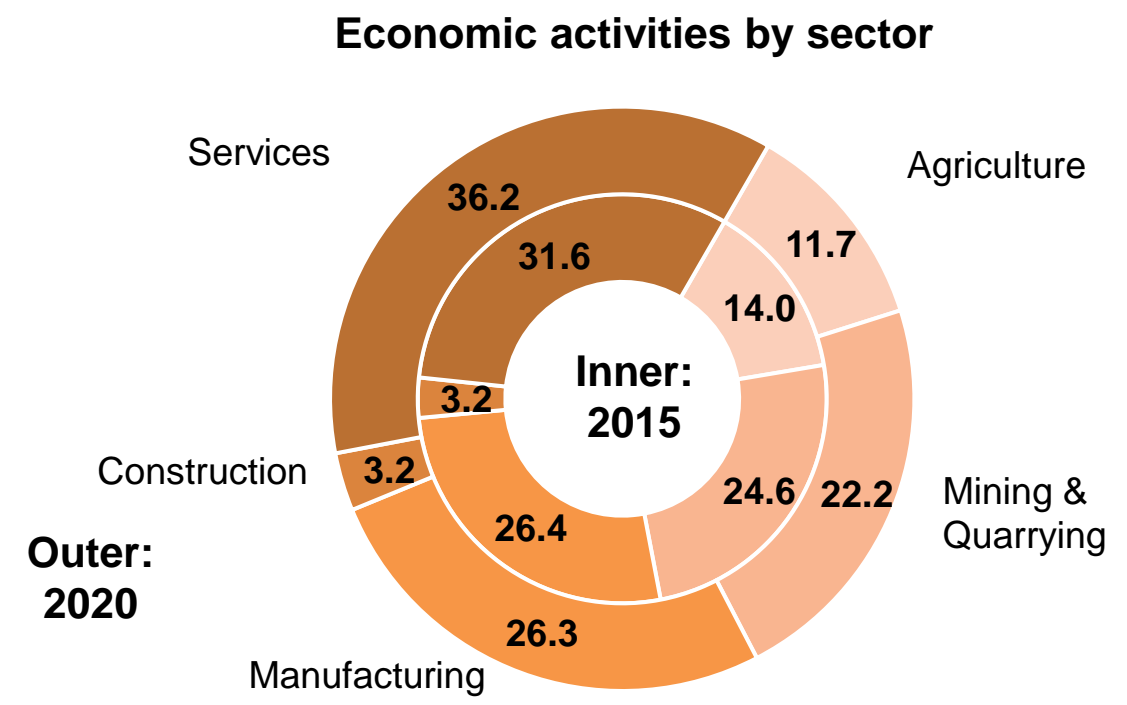


14 Economic Profile: Sarawak



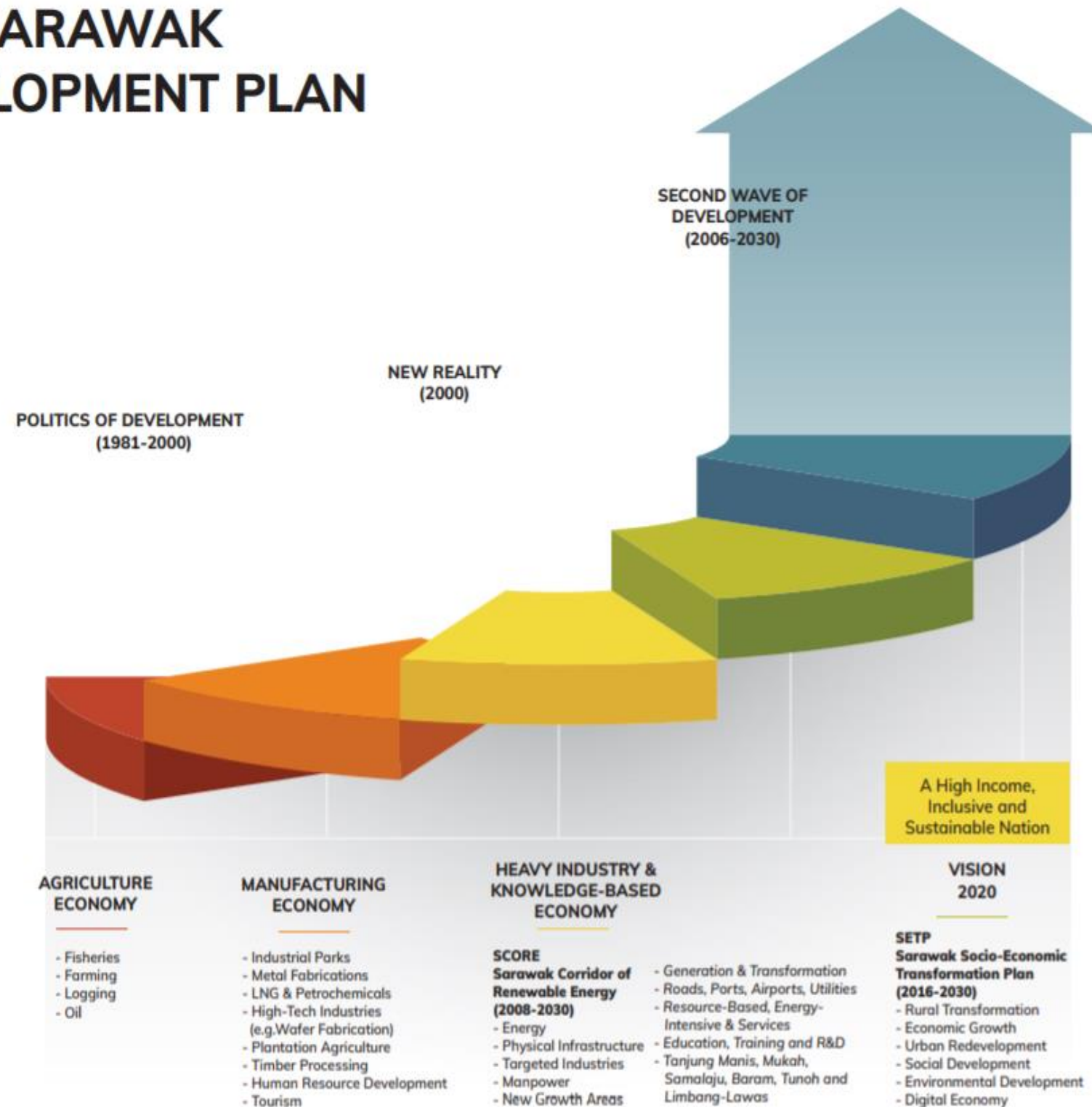
Statistics (2020)

GDP per capita RM	45,187
5-year GDP growth avg % change	1.0
Inflation annual change, %	-1.8
Household income 2019 monthly avg, RM	5,087
Population mil	2.8
Labour force % of population aged 15-64	66.9



14 Investment opportunities: Sarawak

THE SARAWAK DEVELOPMENT PLAN



Top investments in 2020:

Industry	Domestic (RM '000)	Foreign (RM '000)	Total (RM '000)
Basic metal products	16,277	13,801,388	13,817,665
Mineral & non-metallic products	30,926	710,000	740,926
Chemicals & chemical products	-	606,286	606,286
Transport equipment	303,818	-	303,818
Wood & wood products	39,682	60,766	100,447
Furniture & equipment	-	74,122	74,122
Rubber products	27,848	-	27,848
Plastic products	24,576	-	24,576
Machinery & equipment	19,000	-	19,000
Fabric metal products	15,798	-	15,798
Total	477,925	15,252,562	15,730,486

Latest developments

- Signature **road projects**, including the proposed 89km Northern Coastal Highway set to connect Limbang & Lawas to the border of Sabah; and the proposed roads linking Miri-Marudi, Marudi-Mulu (Kuala Melinau) and Long Panai-Long Lama, Miri, would spur economic growth. Besides, Lawas Deepwater Port Complex and a new Lawas Airport were also proposed lately.
- **4 E&E companies** - Taiyo Yuden, HGST, IMM Technology and LONGi Kuching - plans to invest RM6.31 bil (5% of GDP) in expansion at Sama Jaya High Tech Park.
- Sarawak launched its **Post Covid-19 Development Strategy (PCDS) 2030**. The state is eyeing to double its economy from RM136 bil in 2019 to RM282 bil in 2030.
- PCDS 2030 is anchored on **6 economic sectors**, namely **manufacturing, commercial agriculture, tourism, forestry, mining and social services**.

List of completed & progressive infra projects: Sarawak



Sector	Number of SME establishments	%
Agriculture	993	1.6
Mining & Quarrying	61	0.1
Manufacturing	2,512	4.1
Construction	1,729	2.8
Services	55,741	91.3

No	Project Name	Year
1	Projek pembinaan Lebuhraya Pan Borneo serta projek-projek berkaitan dengannya di pelbagai daerah seperti Serian, Sematan, Nyabau, Bintangor, Julau, Pantu dan Batang Rajang	2020
2	Engineering, Procurement, Construction, Installation and Commissioning (EPCIC) of Kasawari Gas Development Project	2020
3	Bintulu-Tanjung Kidurong combined cycle power plant project	2020
4	Projek Baleh Hydroelectric	2020
5	Projek Sarawak Methanol, Bintulu	2020
6	Kuching City Central waste water management system	2020
7	Menaiktaraf Hospital Umum Sarawak secara public private partnership	2020
8	Construction and completion of the Sarawak coastal road package 2 and Batang Saribas bridge, Betong	2020
9	Conference centre for new Serian township	2020
10	Construction and completion of the proposed aluminium smelting plant and supporting facilities (Phase 3), Samalaju, Bintulu	2020
11	Sarawak Museum Campus and Heritage Trail, Kuching	2019
12	Bokor Phase 3 re-development project flexible pipelines composite submarine packages	2019
13	Projek pengerukan kapal alur pelayaran Pelabuhan Senari, Kuching	2019
14	Bunut to Medamit 275kv transmission line project	2019
15	Provision of Pipeline Isolation Services (Package A)	2019
16	Pan Malaysia Transportation and Installation Offshore Facilities	2019
17	Projek MLNG Dua Rejuvenation (MDR) di Bintulu	2018
18	Pembinaan semula substesen Tudan	2018
19	BEM Coal Stockyard And Associated Infrastructure Works	2018
20	Projek talian transmisi dari Murum ke Samalaju 2	2018
21	Pembinaan Train 9	2018
22	Piping and Associated Facilities (PAF) - EPCC di Petronas LNG Complex (PLC), Bintulu	2018
23	Kejuruteraan, perolehan, pembinaan & pentauliahan Projek Marlin di MLNG Plant Bintulu;	2018
24	Pembinaan pelabuhan Perikanan Lembaga Kemajuan Ikan Malaysia (LKIM) di Kampung Tanjung Bako	2018
25	Pembinaan substesen Tondong dan Samalaju	2018
26	Pembangunan Kompleks Tabung Haji mengandungi 9 tingkat hotel dan dewan konvensyen	2018
27	Pembinaan NPK Fertilizer di Kidurong, Bintulu	2018



DISCLAIMER

SME BANK has exclusive proprietary rights in the data or information provided herein. This document is the property of SME BANK and is protected by Malaysian and international copyright laws and conventions. The data and information shall only be used for intended purposes and not for any improper or unauthorised purpose. All information contained herein shall not be copied or otherwise reproduced, repackaged, transmitted, transferred, disseminated, redistributed or resold for any purpose, in whole or in part, in any form or manner, or by any means or person without SME BANK's prior written consent.

This research report provides general information only. Neither the information nor any opinion expressed constitutes an offer or an invitation to make an offer, to buy or sell any securities or other investment or any options, futures or derivatives related to such securities or investments. It is not intended to provide personal investment advice and it does not take into account the specific investment objectives, financial situation and the particular needs of any specific person who may receive this report. Investors should seek financial advice regarding the appropriateness of investing in any securities, other investment or investment strategies discussed or recommended in this report and should understand that statements regarding future prospects may not be realised. Investors should note that income from such securities or other investments, if any, may fluctuate and that price or value of such securities and investments may rise or fall. Accordingly, investors may receive back less than originally invested. Past performance is not necessarily a guide to future performance. Any information relating to the tax status of financial instruments discussed herein is not intended to provide tax advice or to be used by anyone to provide tax advice. Investors are urged to seek tax advice based on their particular circumstances from an independent tax professional.

Any opinion, analysis, observation, commentary and/or statement made by SME BANK are solely statements of opinion based on information obtained from sources which SME BANK believes to be reliable and therefore, shall not be taken as a statement of fact under any circumstance. SME BANK does not and is in no position to independently audit or verify the truth and accuracy of the information contained in the document and shall not be responsible for any error or omission or for the loss or damage caused by, resulting from or relating to the use of such information. Analysts based in SME BANK offices produce research on macroeconomics, equities, fixed income, currencies, commodities and portfolio strategy.

SME BANK and its affiliates, subsidiaries and employees shall not be liable for any damage or loss arising from the use of and/or reliance on documents produced by SME BANK or any information contained therein. Anyone using and/or relying on SME BANK document and information contained therein solely assumes the risk in making use of and/or relying on such document and all information contained therein and acknowledges that this disclaimer has been read and understood, and agrees to be bounded by it.



Small Medium Enterprise Development Bank Malaysia Berhad 49572-H

Menara SME Bank, Jalan Sultan Ismail 50250 Kuala Lumpur

Tel: 03-2615 2020 **Fax:** 03-2698 1748 **Email:** customercare@smebank.com.my

www.smebank.com.my

 smebank |  sme_bank |  smebank_malaysia |  smebankmalaysia



An agency under



**KEMENTERIAN PEMBANGUNAN
USAHAWAN DAN KOPERASI**
MINISTRY OF ENTREPRENEUR DEVELOPMENT AND COOPERATIVES

